

SFL TRANSITION OVERVIEW PACKET- WEST

2022

Transitioning Soldier Overview



TABLE OF CONTENTS

Contents

Introduction	3
Western Region	4
Alaska	5
Information on Soldiers Transitioned to Alaska (494)	6
Arizona	7
Information on Soldiers Transitioned to Arizona (1,391)	8
California	9
Information on Soldiers Transitioned to California (4,227)	10
Colorado	11
Information on Soldiers Transitioned to Colorado (2,644)	12
Hawaii	13
Information on Soldiers Transitioned to Hawaii (719)	14
Idaho	15
Information on Soldiers Transitioned to Idaho (303)	16
Montana	17
Information on Soldiers Transitioned to Montana (175)	18
New Mexico	19
Information on Soldiers Transitioned to New Mexico (360)	20
Nevada	21
Information on Soldiers Transitioned to Nevada (463)	22
Oregon	23
Information on Soldiers Transitioned to Oregon (477)	24
Utah	25
Information on Soldiers Transitioned to Utah (328)	26
Washington	27
Information on Soldiers Transitioned to Washington (2,492)	28

TABLE OF CONTENTS

Contact/ Company Information	29
------------------------------	----

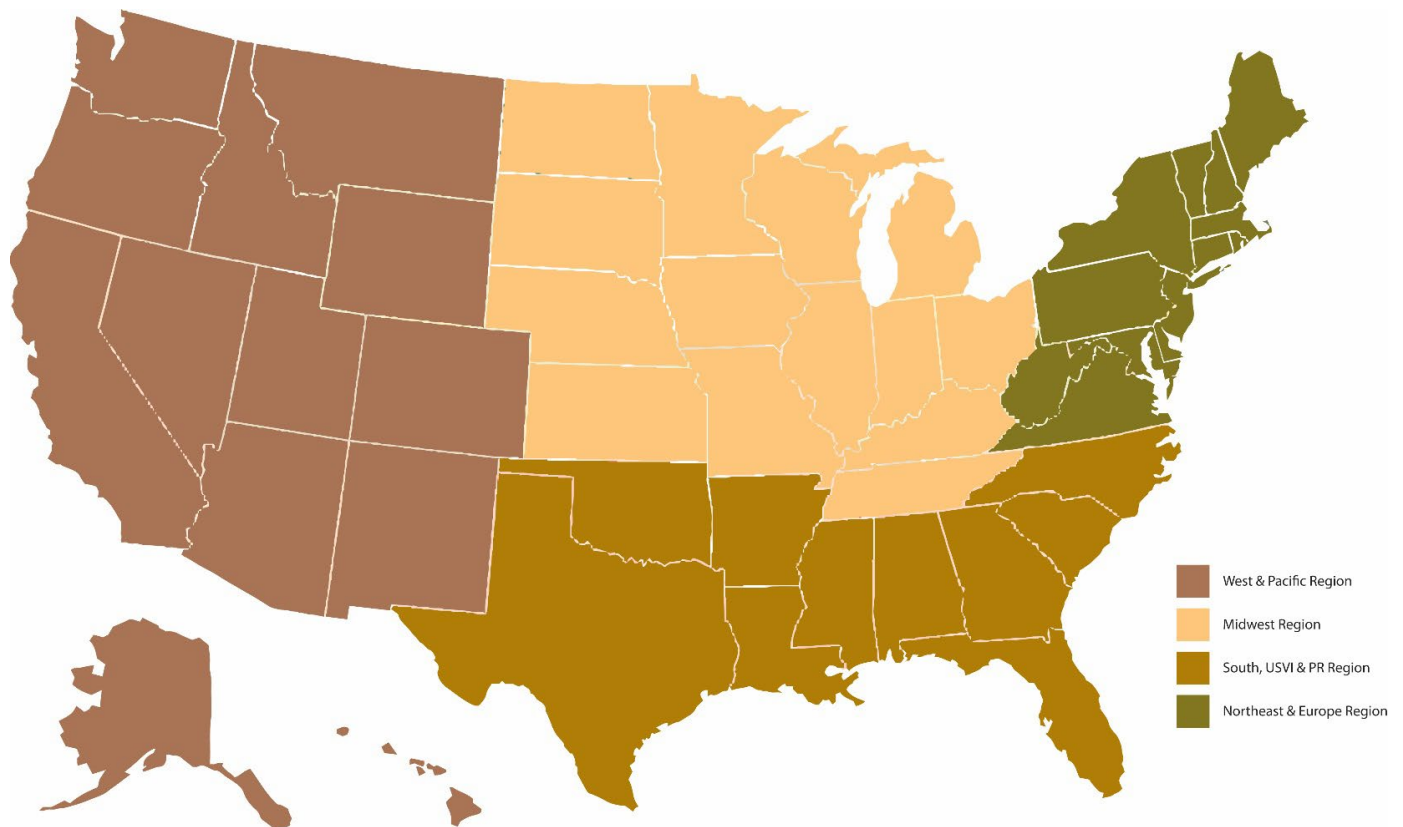
Introduction

SOLDIER FOR LIFE

Every year, roughly 62,000 Soldiers transition out of the Army*. To better serve this population, the Soldier for Life Analytics and Research team conducts a thorough investigation on the demographics of those that transitioned back into the civilian population, state by state. While we cannot know with exact certainty the number of Soldiers in our sampling that relocated to, or remained in, these areas, this is currently the best tool we have to speculate about the population and location for post service residency. In addition to assessing where Soldiers planned on residing after service, we simultaneously evaluated where they entered from. Each state overview is broken down by how many Soldiers entered service from that state, how many stated an intent to return/stay in that state, and how many non-state natives planned on making that state their home. The data are further

broken down by those individuals who transitioned from an installation within the state and those who transitioned from another state. Demographics are also provided on the bottom of each page for all Soldiers who planned on going to or staying in the state. All data presented in the following analysis is derived strictly from transitioned Soldiers' DD-214s, which is populated from the Army's TRANSPROC system. Data pulled spans the 2022 fiscal year (FY22).

It is important to note that this review may not include all states if there is a low sample size and less than 100 soldiers that transitioned to that state.



*Transition data only includes Soldiers within the Army's Active component and does account for National Guard or Reservists.

FY22 WEST

Western Region

West Director
MAJ Raymond Willson
West Deputy Director
MSG Melody Pavur



FY22 WEST

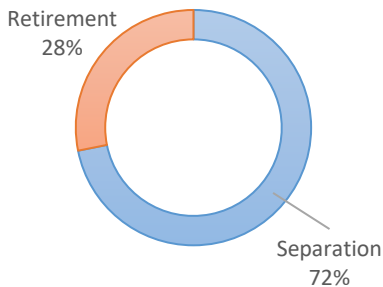
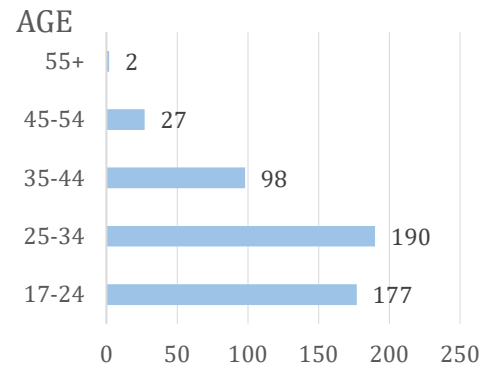
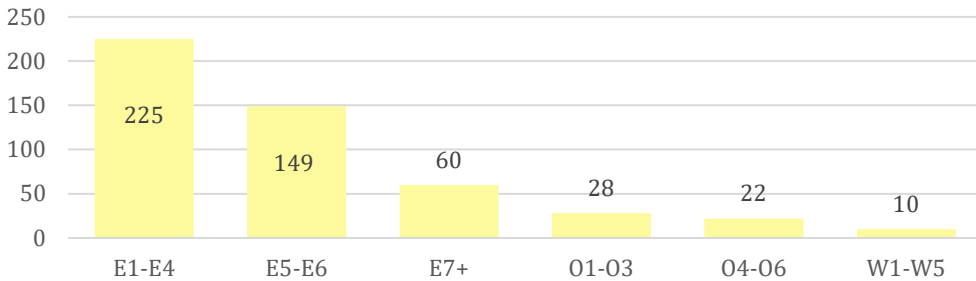
Alaska

FY22 Alaska

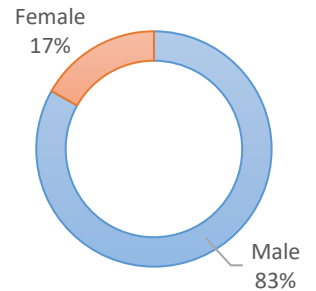
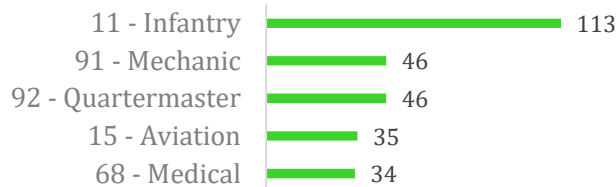
Total Army Records	65,864	
Total Soldiers Entered in AK	166	
Total from AK staying in AK	62	Loss of 104 Alaskans
Total Soldiers Transitioned to AK	494	Gain of 432 non-Alaskans

Entered in AK (166)	Transitioned from a base in AK	25	Staying in AK	15	
	Fort Wainwright 13(8/5) JB ELMENDORF-RICHARDSON 12(7/5)		Going to another state		10
	Transitioned from a base NOT in AK	141	Going to AK	47	
			Going to another state		94
Did not enter in AK (65,698)	Transitioned from a base in AK	1,629	Staying in AK	359	
			Going to another state		1,270
	Transitioned from a base NOT in AK	64,069	Going to AK	73	
			Going to another state		63,996
			Total to Alaska	494	
			Total to another state		65,370

INFORMATION ON SOLDIERS TRANSITIONED TO ALASKA (494)



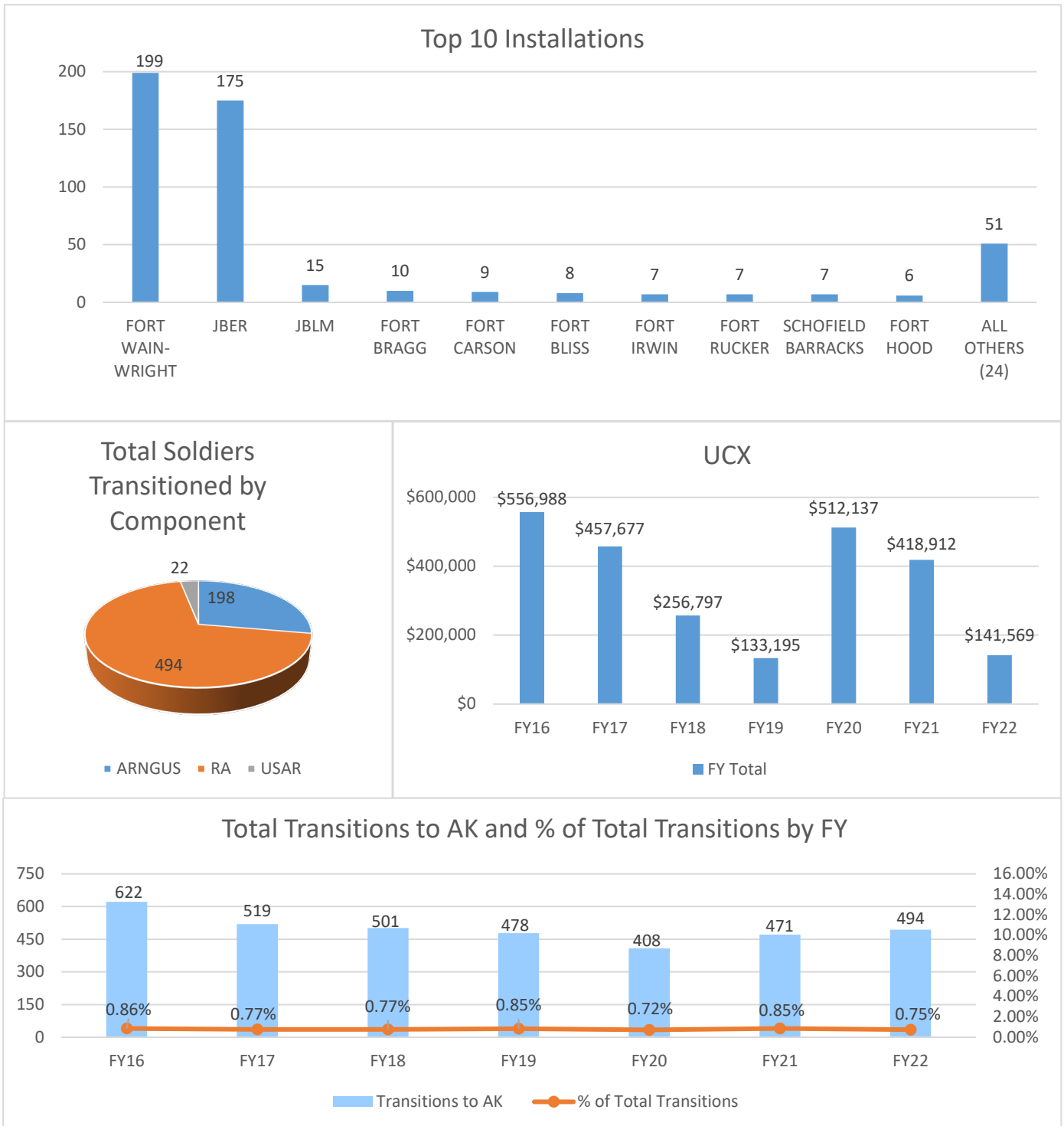
TOP 5 MOS SERIES



The above table and charts contain data extracted from the annual TRANSPROC report and is filtered to show Active Component Soldiers receiving either an Honorable or an Other than Honorable General Discharge. Some of the data in the above charts contain blank fields and may not reflect the Total number of Soldiers Transitioned to the state.

FY22 WEST

Information on Soldiers Transitioned to Alaska (494)



The above table and charts contain data extracted from the annual TRANSPROC report and is filtered to show Active Component Soldiers receiving either an Honorable or an Other than Honorable General Discharge. Some of the data in the above charts contain blank fields and may not reflect the Total number of Soldiers Transitioned to the state.

FY22 WEST

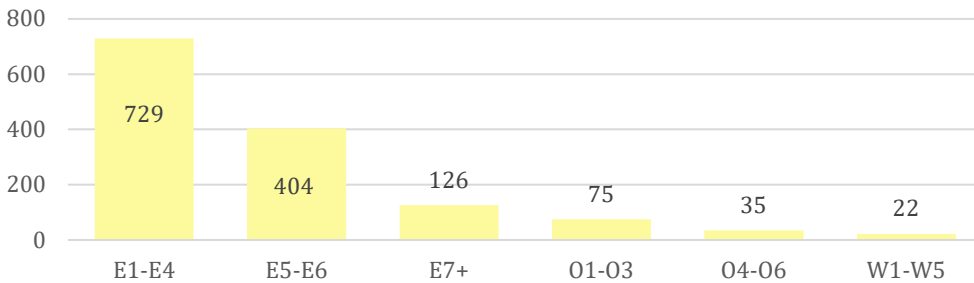
Arizona

FY22 Arizona

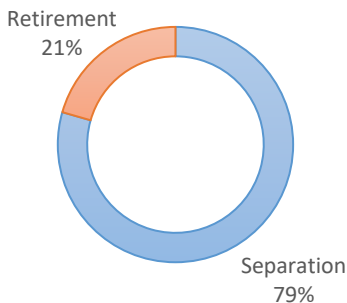
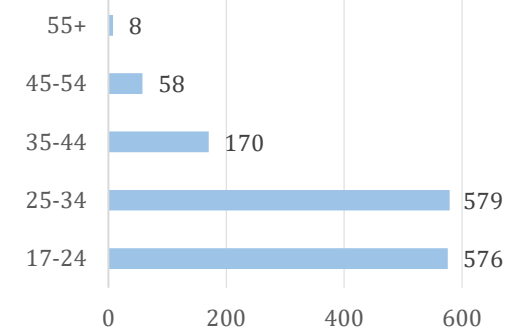
Total Army Records	65,864	
Total Soldiers Entered in AZ	1,574	
Total from AZ staying in AZ	839	Loss of 735 Arizonans
Total Soldiers Transitioned to AZ	1,391	Gain of 552 non-Arizonans

Entered in AZ (1,574)	Transitioned from a base in AZ	36	Staying in AZ	26	
	Fort Huachuca 36(26/10)		Going to another state		10
	Transitioned from a base NOT in AZ	1,538	Going to AZ	813	
			Going to another state		725
Did not enter in AZ (64,290)	Transitioned from a base in AZ	360	Staying in AZ	141	
			Going to another state		219
	Transitioned from a base NOT in AZ	63,930	Going to AZ	411	
			Going to another state		63,519
			Total to Arizona	1,391	
			Total to another state		64,473

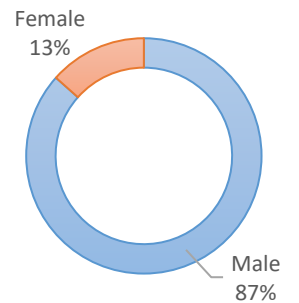
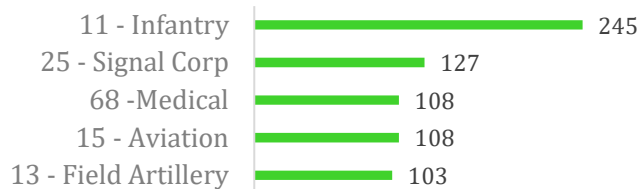
INFORMATION ON SOLDIERS TRANSITIONED TO ARIZONA (1,391)



AGE



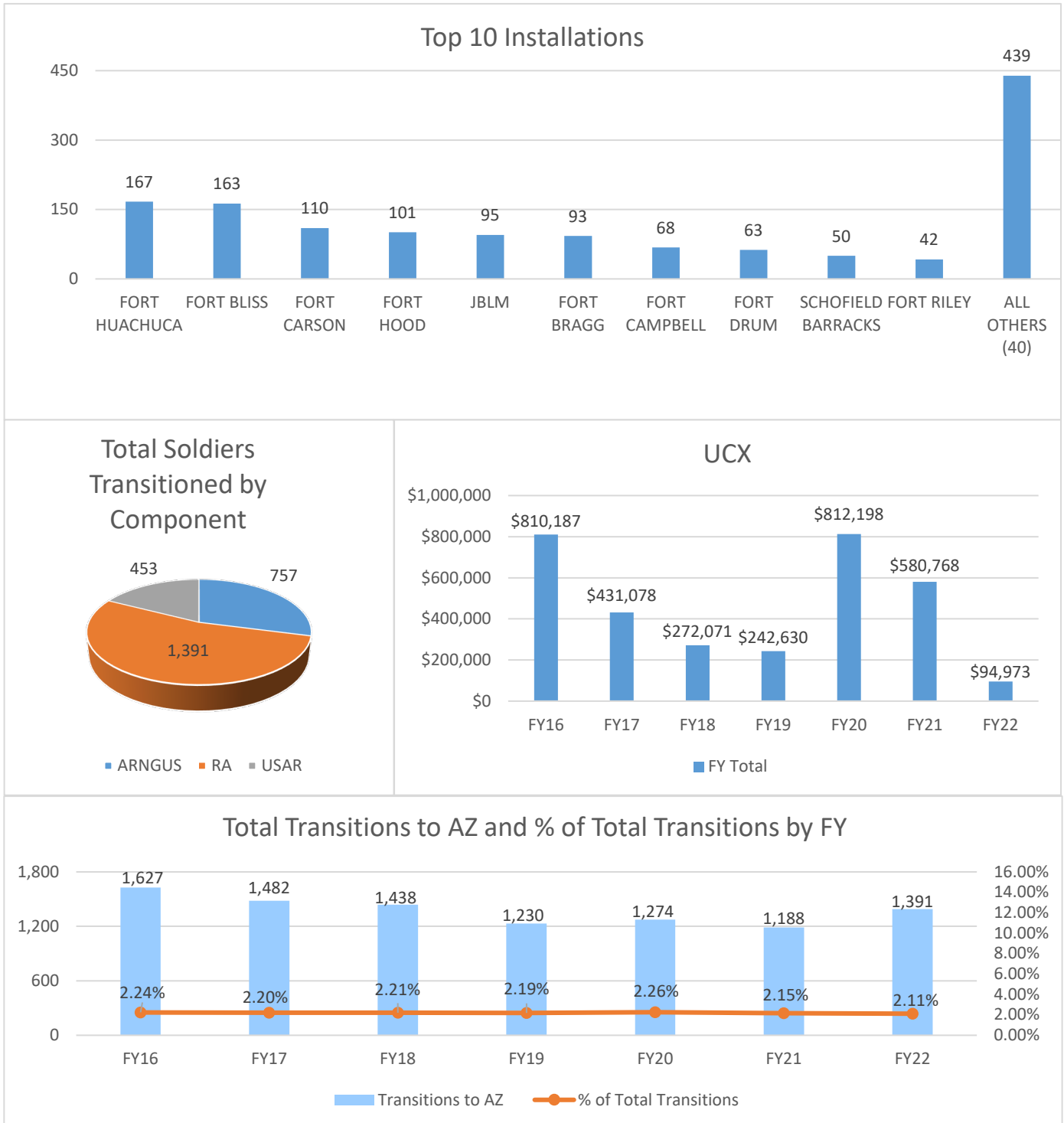
TOP 5 MOS SERIES



The above table and charts contain data extracted from the annual TRANSPROC report and is filtered to show Active Component Soldiers receiving either an Honorable or an Other than Honorable General Discharge. Some of the data in the above charts contain blank fields and may not reflect the Total number of Soldiers Transitioned to the state.

FY22 WEST

Information on Soldiers Transitioned to Arizona (1,391)



The above table and charts contain data extracted from the annual TRANSPROC report and is filtered to show Active Component Soldiers receiving either an Honorable or an Other than Honorable General Discharge. Some of the data in the above charts contain blank fields and may not reflect the Total number of Soldiers Transitioned to the state.

FY22 WEST

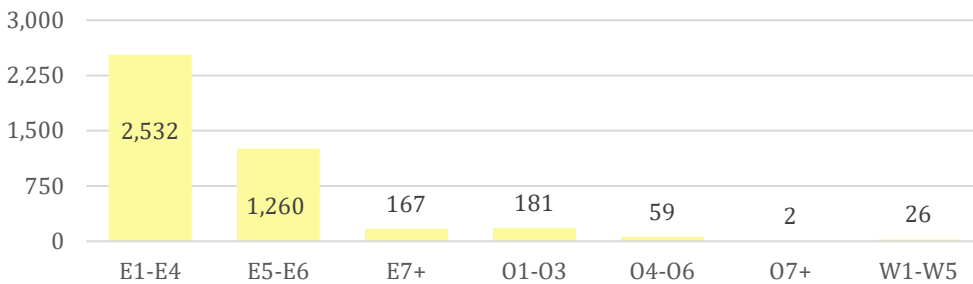
California

FY22 California

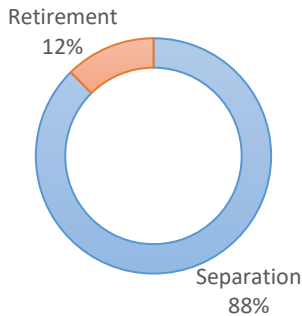
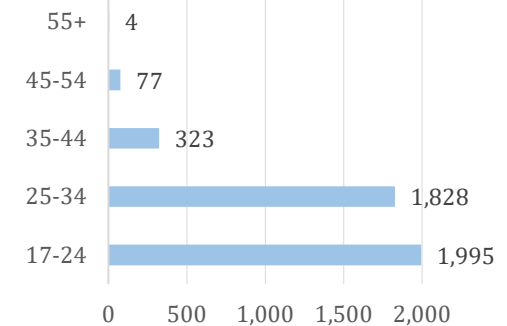
Total Army Records	65,864	
Total Soldiers Entered in CA	6,738	
Total from CA staying in CA	3,601	Loss of 3,137 Californians
Total Soldiers Transitioned to CA	4,227	Gain of 626 non-Californians

Entered in CA (6,738)	Transitioned from a base in CA	252	Staying in CA	213	
	Fort Irwin 225(191/34) Presidio of Monterey 27(22/5)		Going to another state		39
	Transitioned from a base NOT in CA	6,486	Going to CA	3,388	
			Going to another state		3,098
Did not enter in CA (59,126)	Transitioned from a base in CA	680	Staying in CA	124	
			Going to another state		556
	Transitioned from a base NOT in CA	58,446	Going to CA	502	
			Going to another state		57,944
			Total to California	4,227	
			Total to another state		61,637

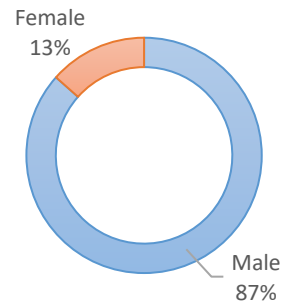
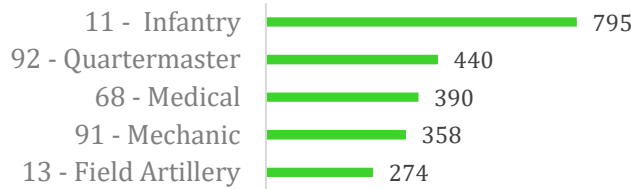
INFORMATION ON SOLDIERS TRANSITIONED TO CALIFORNIA (4,227)



AGE



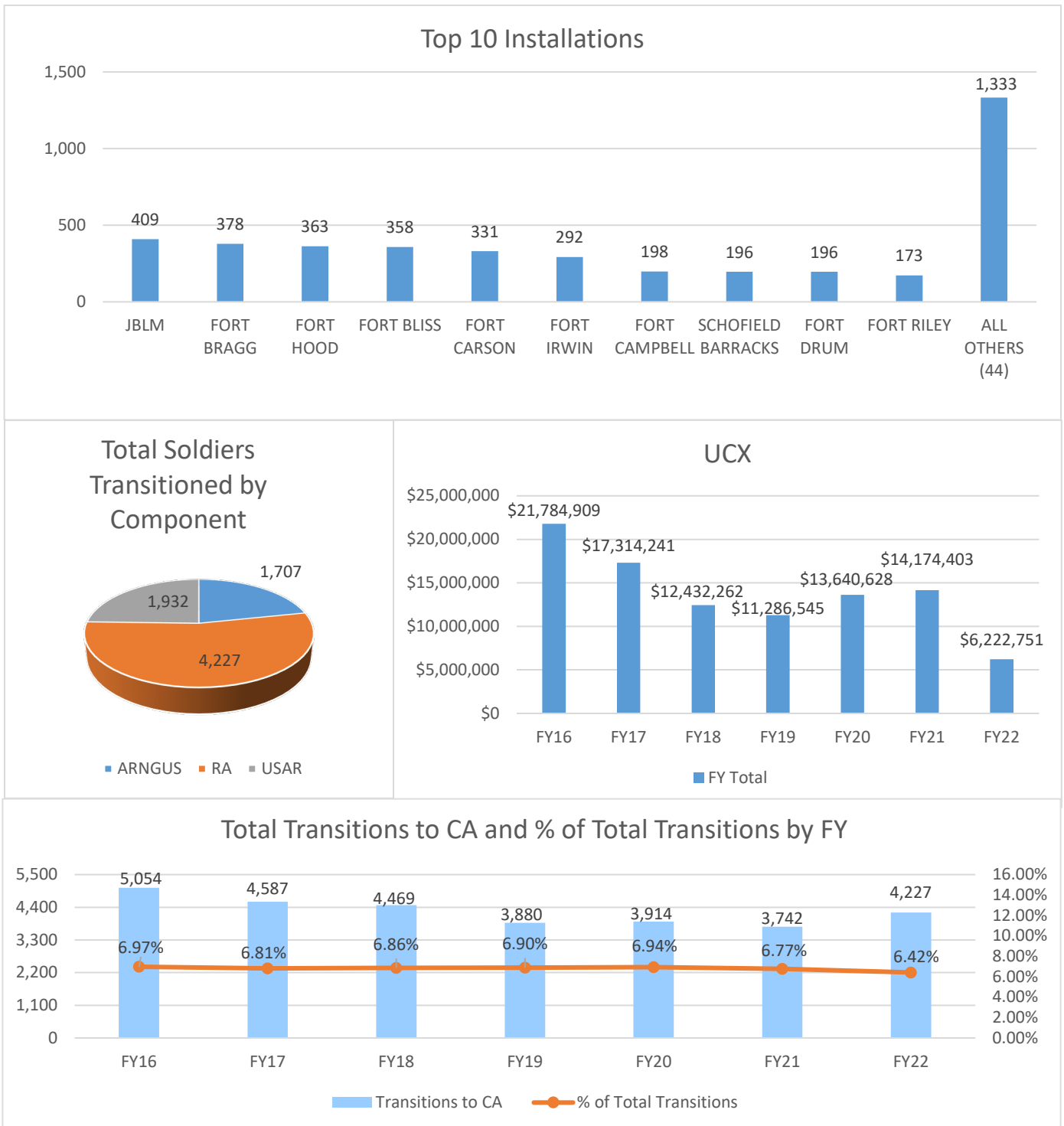
TOP 5 MOS SERIES



The above table and charts contain data extracted from the annual TRANSPROC report and is filtered to show Active Component Soldiers receiving either an Honorable or an Other than Honorable General Discharge. Some of the data in the above charts contain blank fields and may not reflect the Total number of Soldiers Transitioned to the state.

FY22 WEST

Information on Soldiers Transitioned to California (4,227)



The above table and charts contain data extracted from the annual TRANSPROC report and is filtered to show Active Component Soldiers receiving either an Honorable or an Other than Honorable General Discharge. Some of the data in the above charts contain blank fields and may not reflect the Total number of Soldiers Transitioned to the state.

FY22 WEST

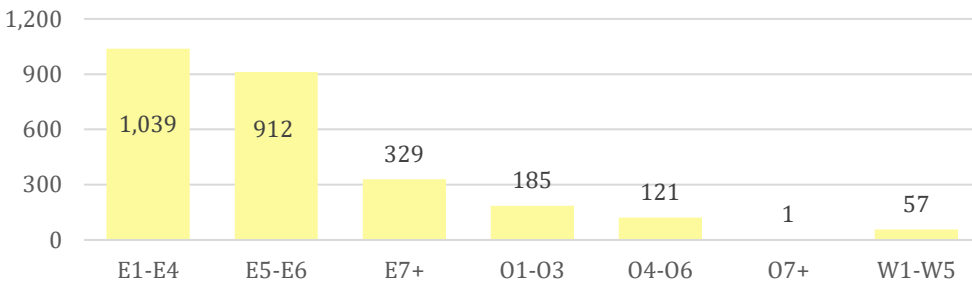
Colorado

FY22 Colorado

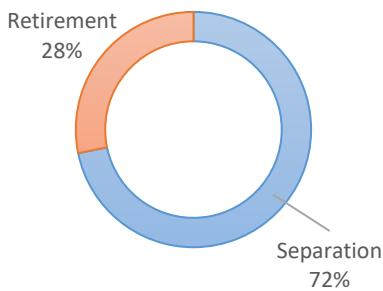
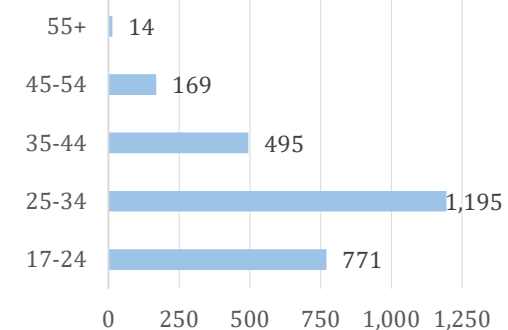
Total Army Records	65,864	
Total Soldiers Entered in CO	1,113	
Total from CO staying in CO	583	Loss of 530 Coloradans
Total Soldiers Transitioned to CO	2,644	Gain of 2,061 non-Coloradans

Entered in CO (1,113)	Transitioned from a base in CO	229	Staying in CO	188
	Fort Carson 229(188/41)		Going to another state	41
	Transitioned from a base NOT in CO	884	Going to CO	395
			Going to another state	489
Did not enter in CO (64,751)	Transitioned from a base in CO	4,537	Staying in CO	1,574
			Going to another state	2,963
	Transitioned from a base NOT in CO	60,214	Going to CO	487
			Going to another state	59,727
			Total to Colorado	2,644
			Total to another state	63,220

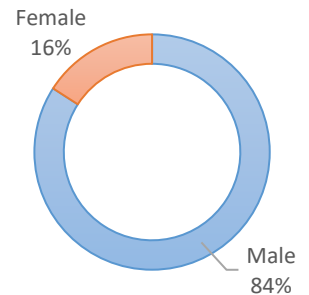
INFORMATION ON SOLDIERS TRANSITIONED TO COLORADO (2,644)



AGE



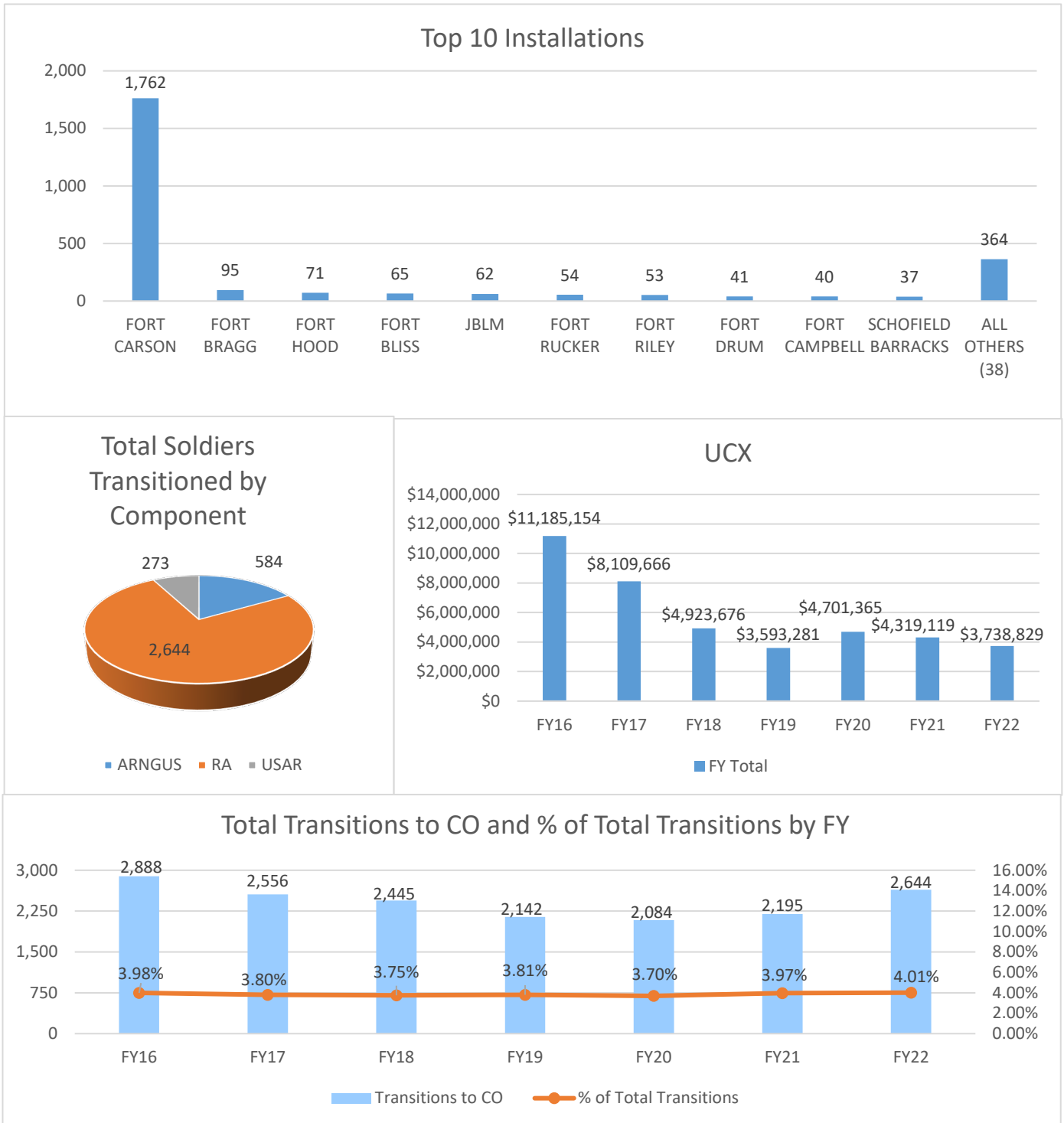
TOP 5 MOS SERIES



The above table and charts contain data extracted from the annual TRANSPROC report and is filtered to show Active Component Soldiers receiving either an Honorable or an Other than Honorable General Discharge. Some of the data in the above charts contain blank fields and may not reflect the Total number of Soldiers Transitioned to the state.

FY22 WEST

Information on Soldiers Transitioned to Colorado (2,644)



The above table and charts contain data extracted from the annual TRANSPROC report and is filtered to show Active Component Soldiers receiving either an Honorable or an Other than Honorable General Discharge. Some of the data in the above charts contain blank fields and may not reflect the Total number of Soldiers Transitioned to the state.

FY22 WEST

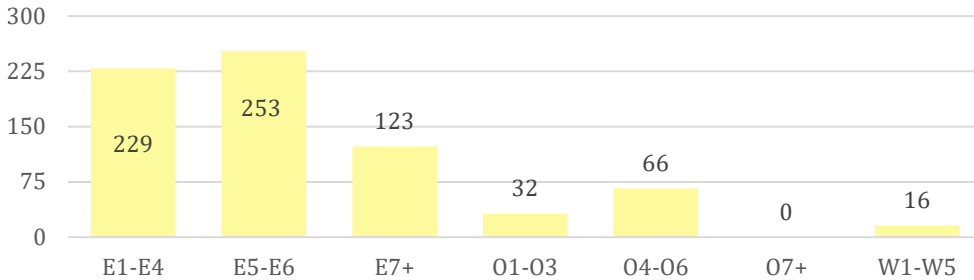
Hawaii

FY22 Hawaii

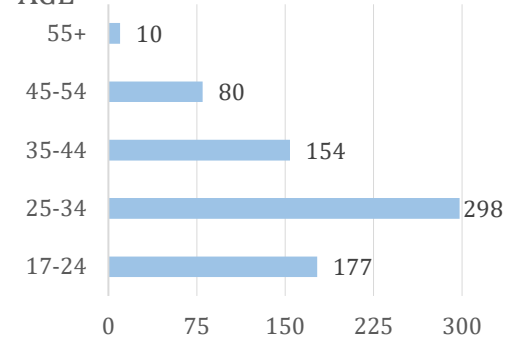
Total Army Records	65,864	
Total Soldiers Entered in HI	465	
Total from HI staying in HI	161	Loss of 304 Hawaiians
Total Soldiers Transitioned to HI	719	Gain of 558 non-Hawaiians

Entered in HI (465)	Transitioned from a base in HI Schofield Barracks 60(50/10)	60	Staying in HI	50	
			Going to another state		10
	Transitioned from a base NOT in HI	405	Going to HI	111	
			Going to another state		294
Did not enter in HI (65,399)	Transitioned from a base in HI	2,212	Staying in HI	436	
			Going to another state		1,776
	Transitioned from a base NOT in HI	63,187	Going to HI	122	
			Going to another state		63,065
			Total to Hawaii	719	
		Total to another state		65,145	

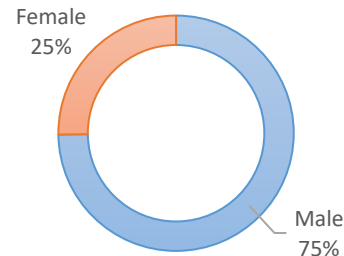
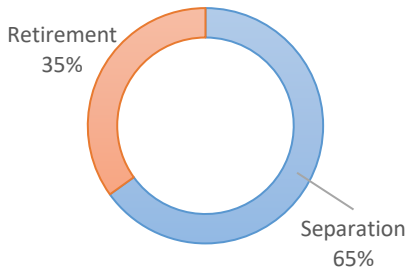
INFORMATION ON SOLDIERS TRANSITIONED TO HAWAII (719)



AGE



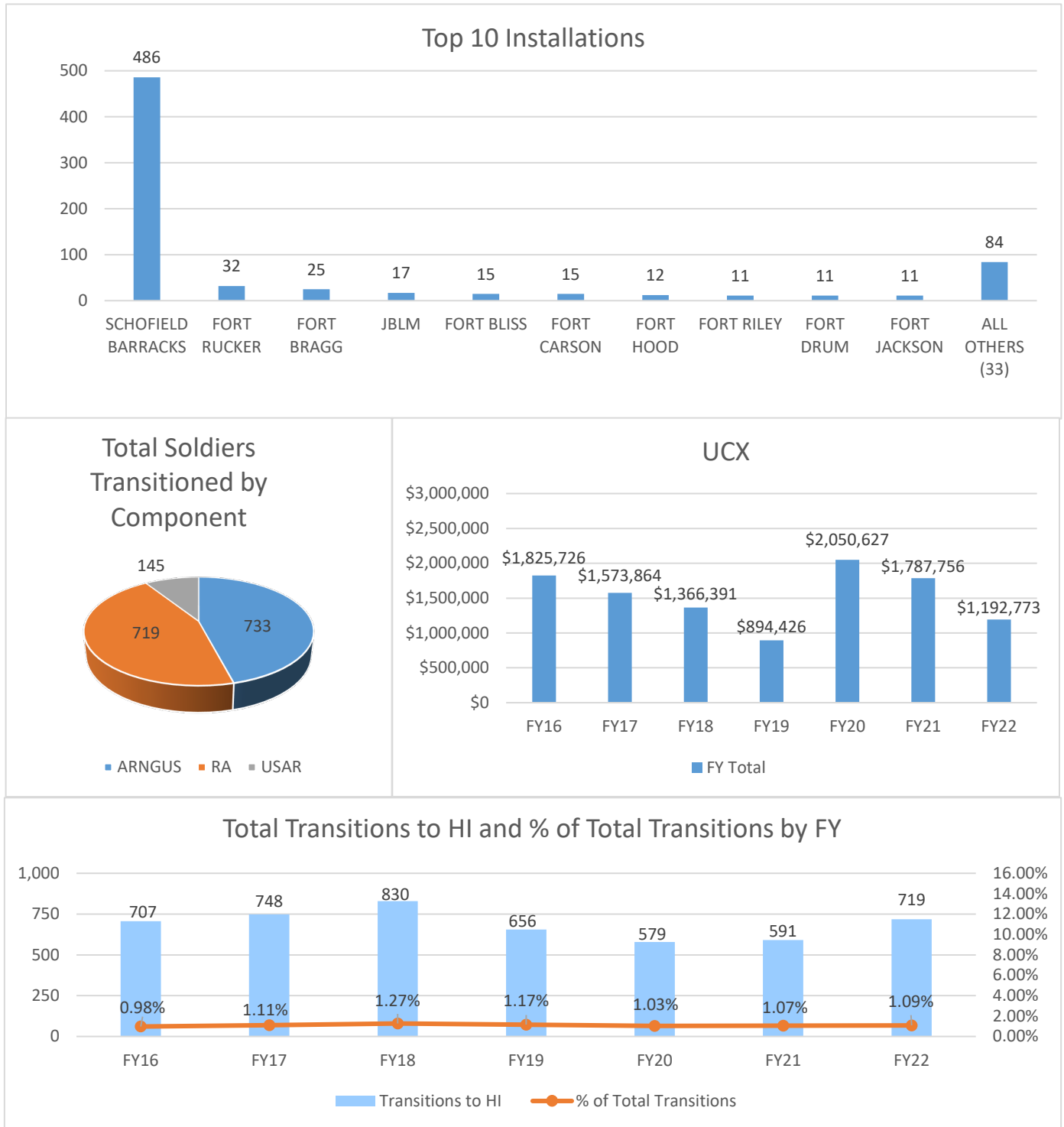
TOP 5 MOS SERIES



The above table and charts contain data extracted from the annual TRANSPROC report and is filtered to show Active Component Soldiers receiving either an Honorable or an Other than Honorable General Discharge. Some of the data in the above charts contain blank fields and may not reflect the Total number of Soldiers Transitioned to the state.

FY22 WEST

Information on Soldiers Transitioned to Hawaii (719)



The above table and charts contain data extracted from the annual TRANSPROC report and is filtered to show Active Component Soldiers receiving either an Honorable or an Other than Honorable General Discharge. Some of the data in the above charts contain blank fields and may not reflect the Total number of Soldiers Transitioned to the state.

FY22 WEST

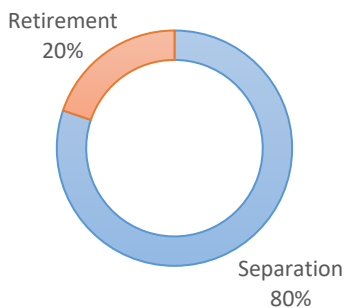
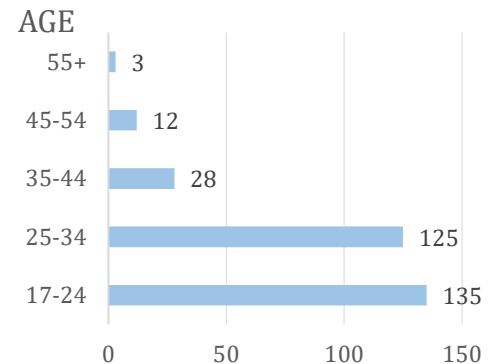
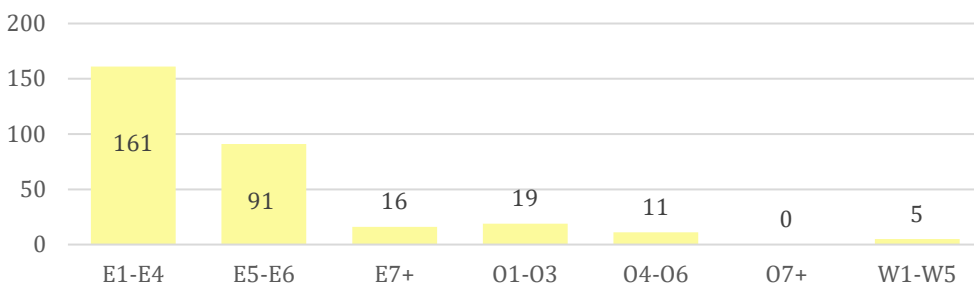
Idaho

FY22 Idaho

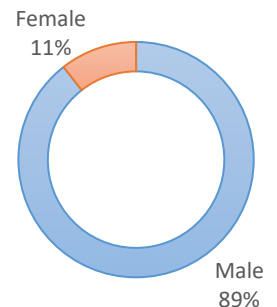
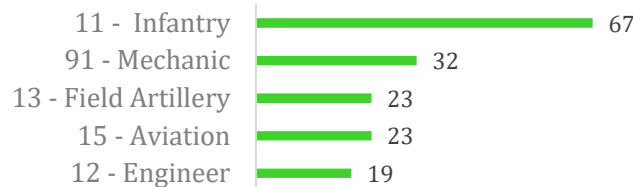
Total Army Records	65,864	
Total Soldiers Entered in ID	312	
Total from ID staying in ID	155	Loss of 157 Idahoans
Total Soldiers Transitioned to ID	303	Gain of 148 non-Idahoans

Entered in ID (312)	Transitioned from a base in ID	0	Staying in ID	0	
	N/A		Going to another state		0
	Transitioned from a base NOT in ID	312	Going to ID	155	
			Going to another state		157
Did not enter in ID (65,552)	Transitioned from a base in ID	0	Staying in ID	0	
			Going to another state		0
	Transitioned from a base NOT in ID	65,552	Going to ID	148	
			Going to another state		65,404
			Total to Idaho	303	
			Total to another state		65,561

INFORMATION ON SOLDIERS TRANSITIONED TO IDAHO (303)



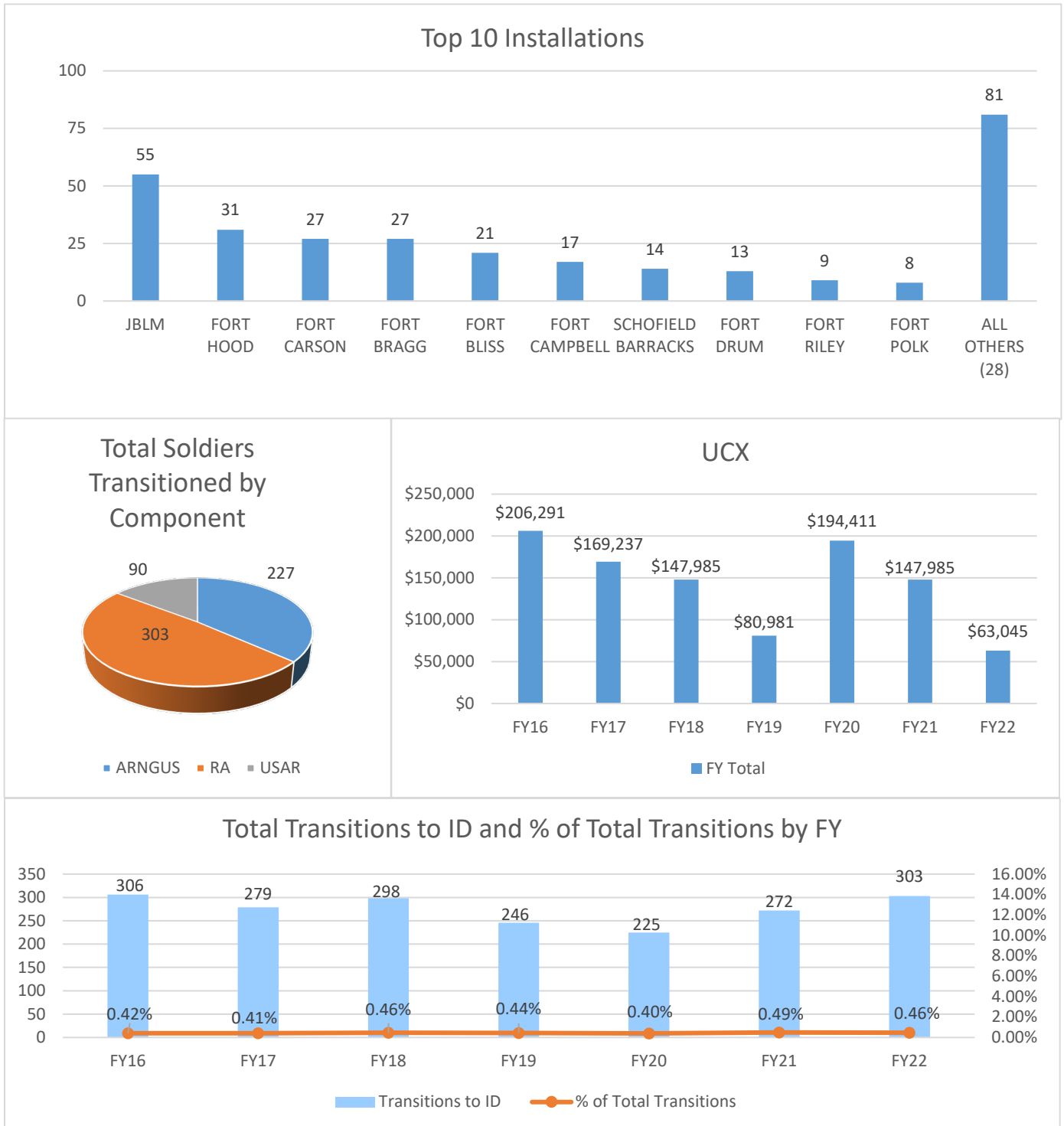
TOP 5 MOS SERIES



The above table and charts contain data extracted from the annual TRANSPROC report and is filtered to show Active Component Soldiers receiving either an Honorable or an Other than Honorable General Discharge. Some of the data in the above charts contain blank fields and may not reflect the Total number of Soldiers Transitioned to the state.

FY22 WEST

Information on Soldiers Transitioned to Idaho (303)



FY22 WEST

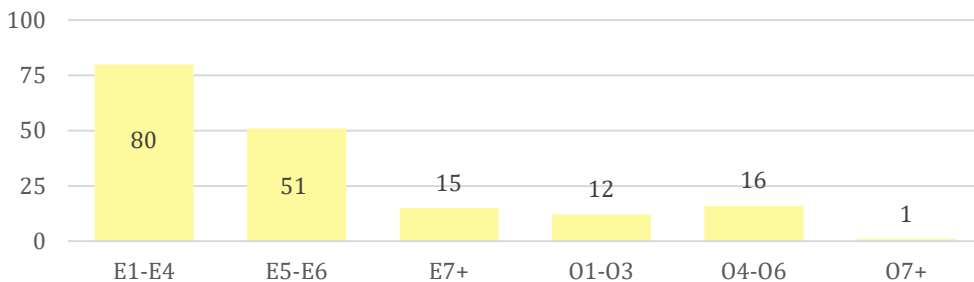
Montana

FY22 Montana

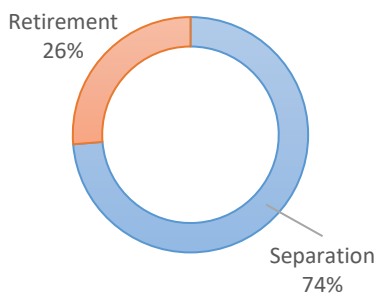
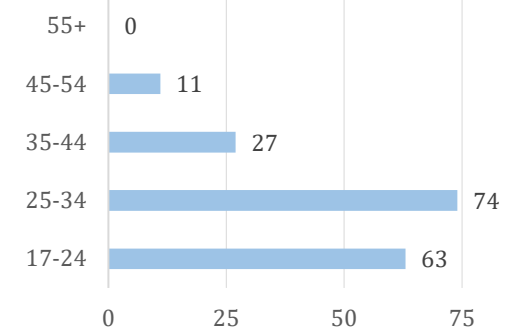
Total Army Records	65,864	
Total Soldiers Entered in MT	288	
Total from MT staying in MT	112	Loss of 176 Montanans
Total Soldiers Transitioned to MT	175	Gain of 63 non-Montanans

Entered in MT (288)	Transitioned from a base in MT	0	Staying in MT	0	
	N/A		Going to another state		0
	Transitioned from a base NOT in MT	288	Going to MT	112	
			Going to another state		176
Did not enter in MT (65,576)	Transitioned from a base in MT	0	Staying in MT	0	
			Going to another state		0
	Transitioned from a base NOT in MT	65,576	Going to MT	63	
			Going to another state		65,513
			Total to Montana	175	
			Total to another state		65,689

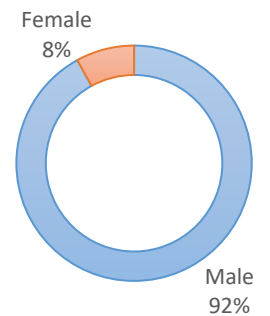
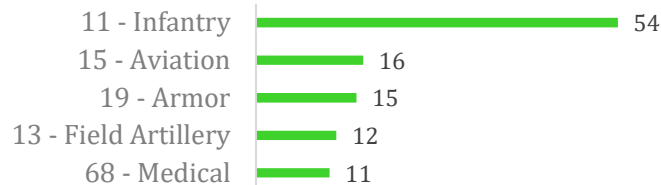
INFORMATION ON SOLDIERS TRANSITIONED TO MONTANA (175)



AGE



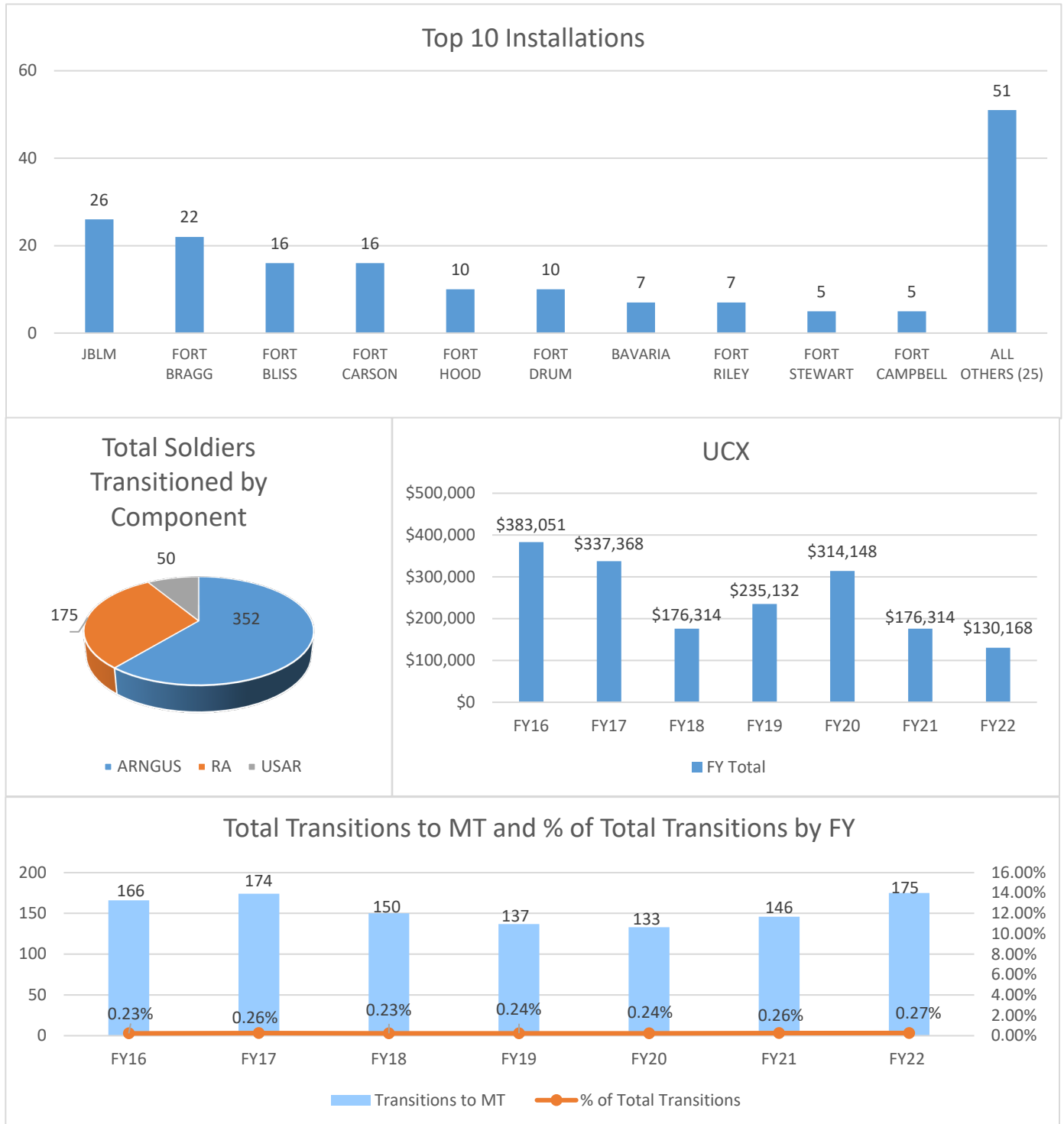
TOP 5 MOS SERIES



The above table and charts contain data extracted from the annual TRANSPROC report and is filtered to show Active Component Soldiers receiving either an Honorable or an Other than Honorable General Discharge. Some of the data in the above charts contain blank fields and may not reflect the Total number of Soldiers Transitioned to the state.

FY22 WEST

Information on Soldiers Transitioned to Montana (175)



The above table and charts contain data extracted from the annual TRANSPROC report and is filtered to show Active Component Soldiers receiving either an Honorable or an Other than Honorable General Discharge. Some of the data in the above charts contain blank fields and may not reflect the Total number of Soldiers Transitioned to the state.

FY22 WEST

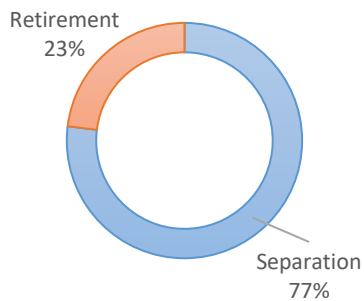
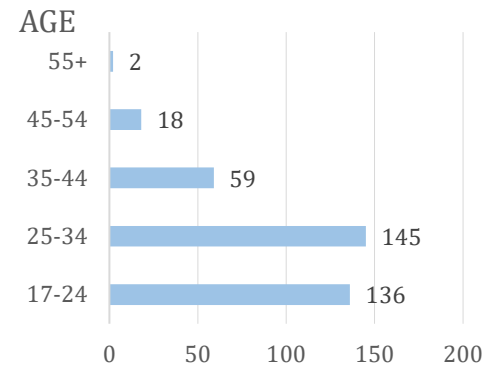
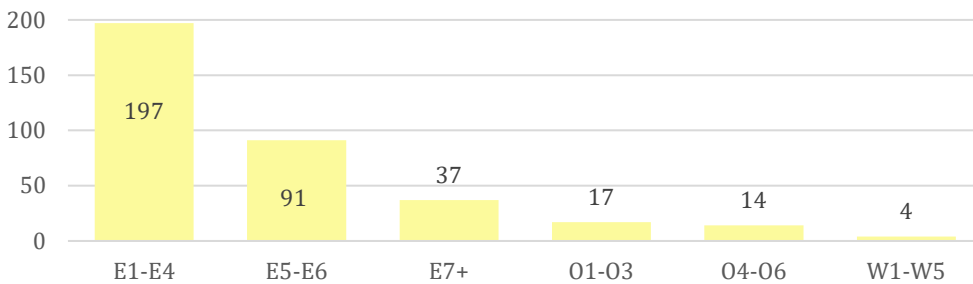
New Mexico

FY22 New Mexico

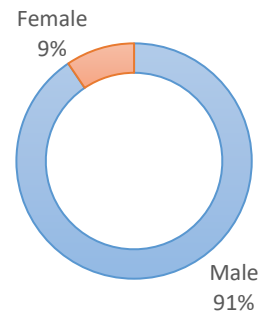
Total Army Records	65,864	
Total Soldiers Entered in NM	353	
Total from NM staying in NM	170	Loss of 183 New Mexicans
Total Soldiers Transitioned to NM	360	Gain of 190 non-New Mexicans

Entered in NM (353)	Transitioned from a base in NM	0	Staying in NM	0
	N/A		Going to another state	0
	Transitioned from a base NOT in NM	353	Going to NM	170
			Going to another state	183
Did not enter in NM (65,511)	Transitioned from a base in NM	0	Staying in NM	0
			Going to another state	0
	Transitioned from a base NOT in NM	65,511	Going to NM	190
			Going to another state	65,321
			Total to New Mexico	360
			Total to another state	65,504

INFORMATION ON SOLDIERS TRANSITIONED TO NEW MEXICO (360)



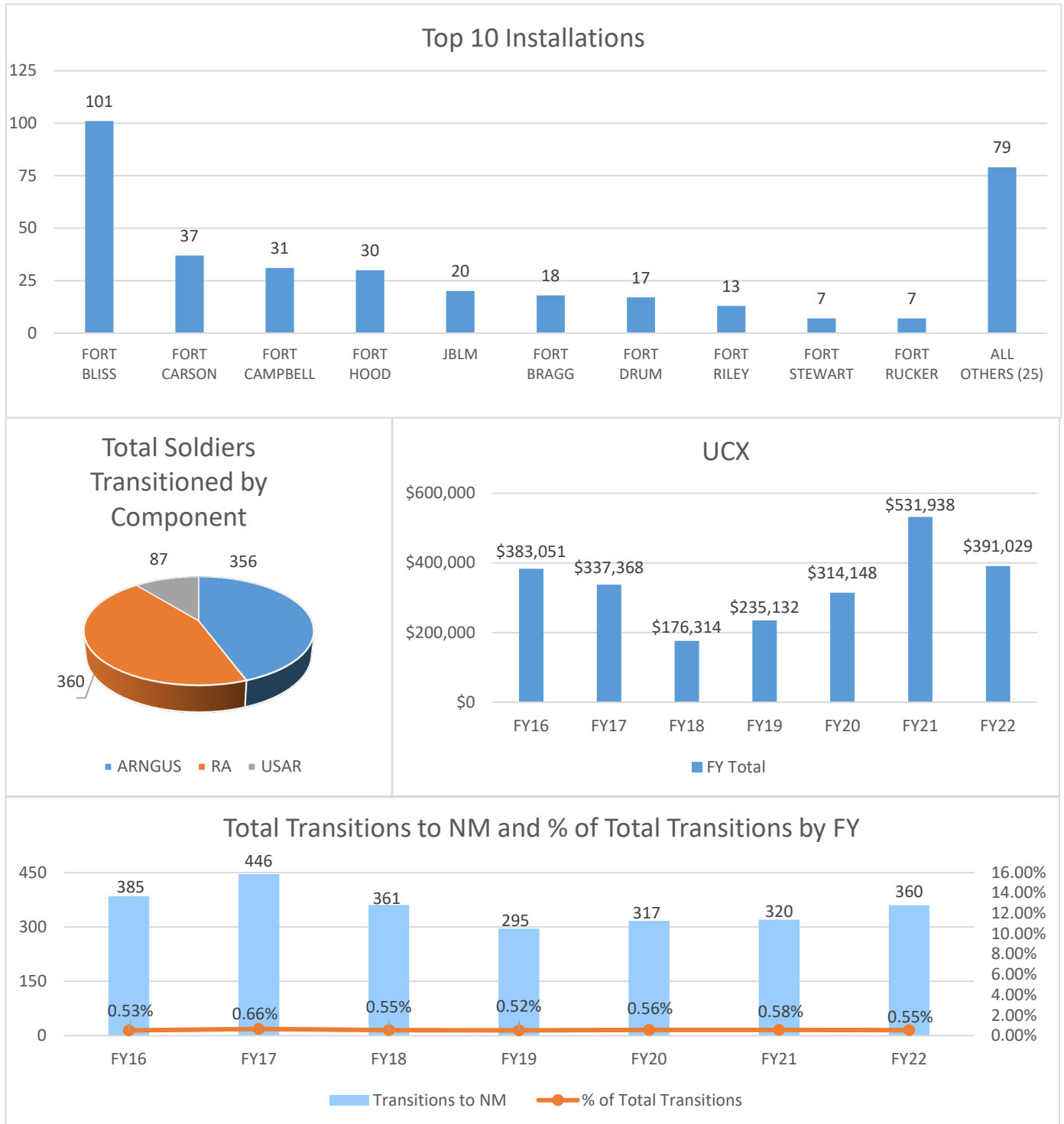
TOP 5 MOS SERIES



The above table and charts contain data extracted from the annual TRANSPROC report and is filtered to show Active Component Soldiers receiving either an Honorable or an Other than Honorable General Discharge. Some of the data in the above charts contain blank fields and may not reflect the Total number of Soldiers Transitioned to the state.

FY22 WEST

Information on Soldiers Transitioned to New Mexico (360)



The above table and charts contain data extracted from the annual TRANSPROC report and is filtered to show Active Component Soldiers receiving either an Honorable or an Other than Honorable General Discharge. Some of the data in the above charts contain blank fields and may not reflect the Total number of Soldiers Transitioned to the state.

FY22 WEST

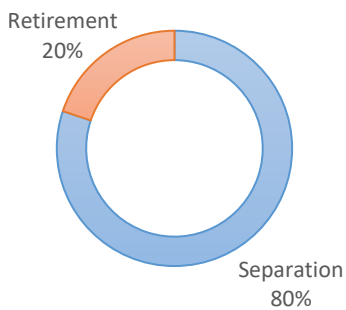
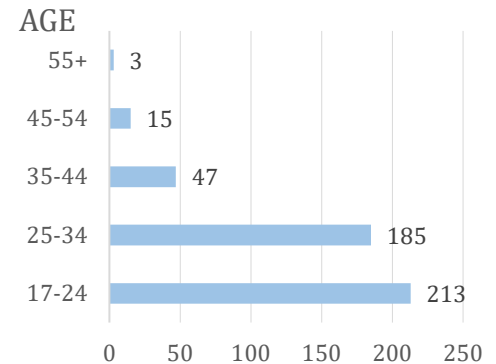
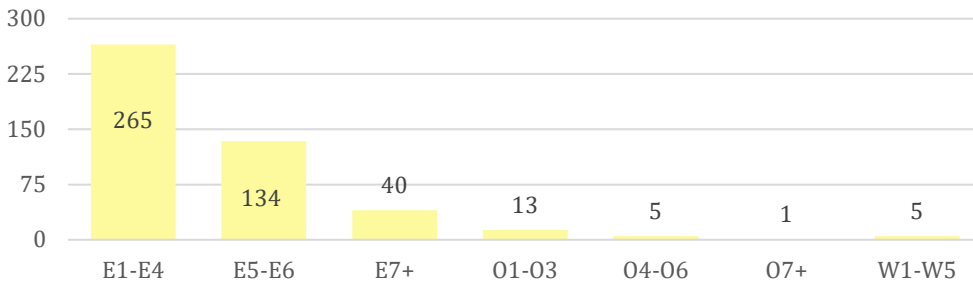
Nevada

FY22 Nevada

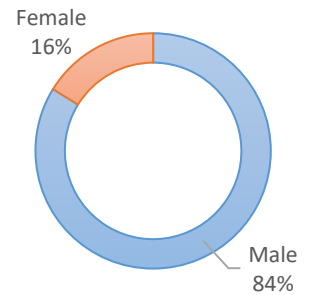
Total Army Records	65,864	
Total Soldiers Entered in NV	289	
Total from NV staying in NV	163	Loss of 126 Nevadans
Total Soldiers Transitioned to NV	463	Gain of 300 non-Nevadans

Entered in NV (289)	Transitioned from a base in NV	0	Staying in NV	0	
	N/A		Going to another state		0
	Transitioned from a base NOT in NV	289	Going to NV	163	
			Going to another state		126
Did not enter in NV (65,575)	Transitioned from a base in NV	0	Staying in NV	0	
			Going to another state		0
	Transitioned from a base NOT in NV	65,575	Going to NV	300	
			Going to another state		65,275
			Total to Nevada	463	
			Total to another state		65,401

INFORMATION ON SOLDIERS TRANSITIONED TO NEVADA (463)



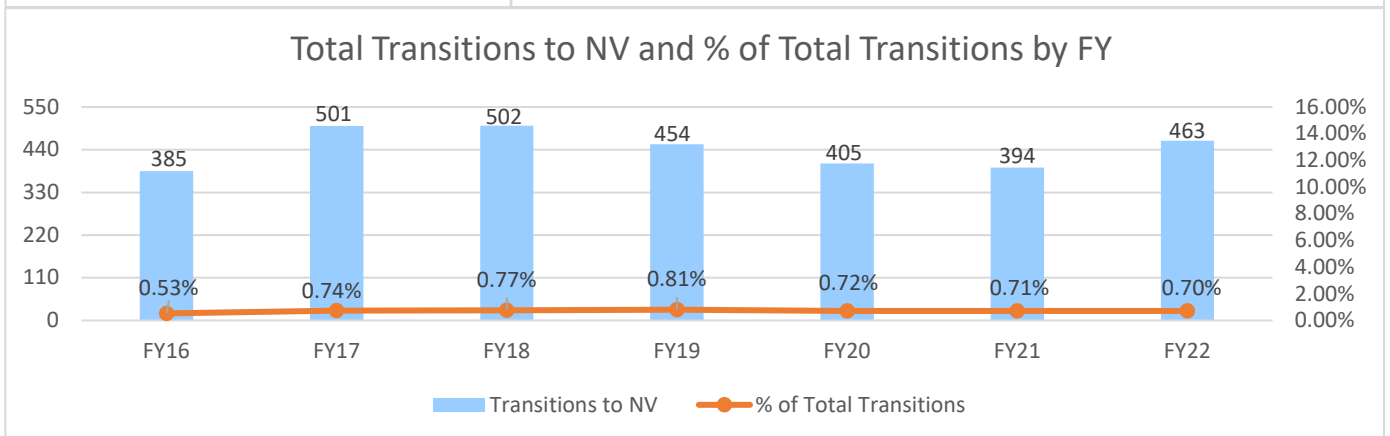
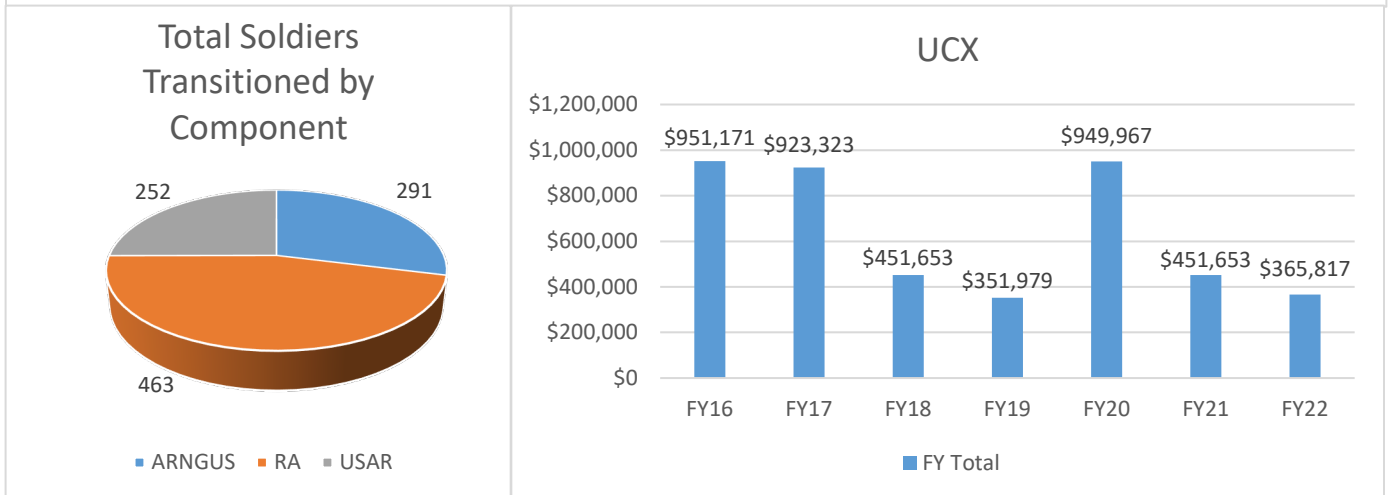
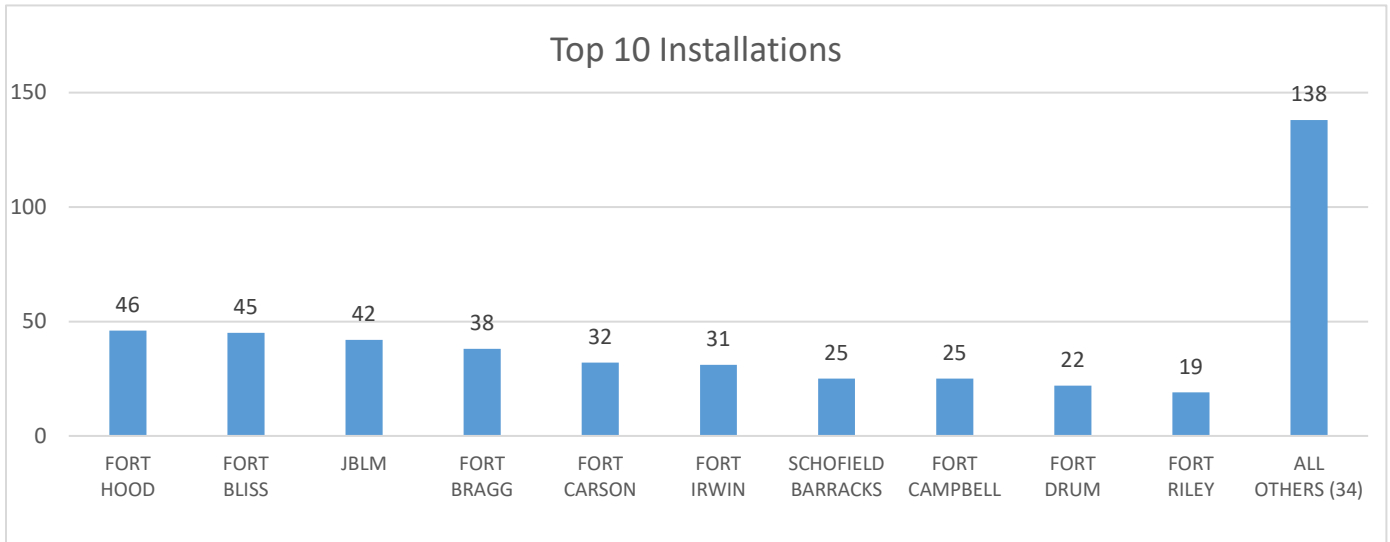
TOP 5 MOS SERIES



The above table and charts contain data extracted from the annual TRANSPROC report and is filtered to show Active Component Soldiers receiving either an Honorable or an Other than Honorable General Discharge. Some of the data in the above charts contain blank fields and may not reflect the Total number of Soldiers Transitioned to the state.

FY22 WEST

Information on Soldiers Transitioned to Nevada (463)



The above table and charts contain data extracted from the annual TRANSPROC report and is filtered to show Active Component Soldiers receiving either an Honorable or an Other than Honorable General Discharge. Some of the data in the above charts contain blank fields and may not reflect the Total number of Soldiers Transitioned to the state.

FY22 WEST

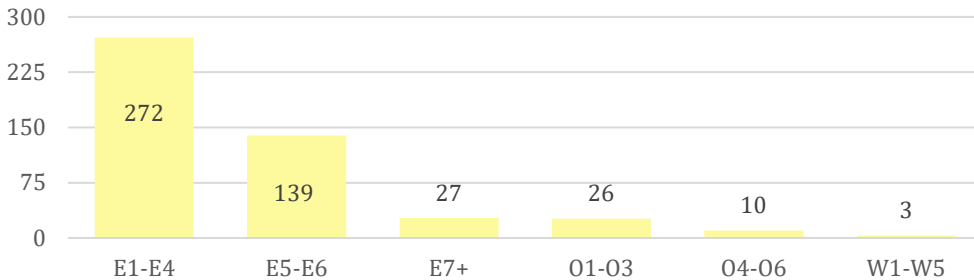
Oregon

FY22 Oregon

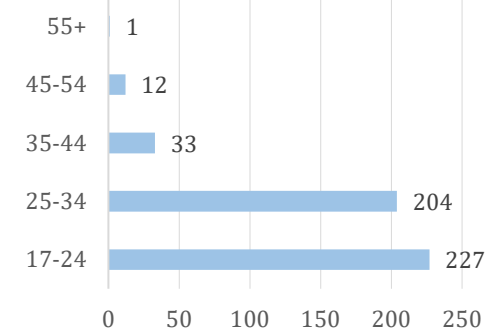
Total Army Records	65,864	
Total Soldiers Entered in OR	724	
Total from OR staying in OR	287	Loss of 437 Oregonians
Total Soldiers Transitioned to OR	477	Gain of 190 non-Oregonians

Entered in OR (724)	Transitioned from a base in OR N/A	0	Staying in OR	0	Going to another state	0
	Transitioned from a base NOT in OR	724	Going to OR	287	Going to another state	437
Did not enter in OR (65,140)	Transitioned from a base in OR	0	Staying in OR	0	Going to another state	0
	Transitioned from a base NOT in OR	65,140	Going to OR	190	Going to another state	64,950
			Total to Oregon	477		
			Total to another state	65,387		

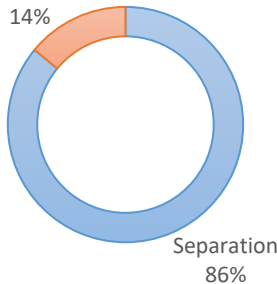
INFORMATION ON SOLDIERS TRANSITIONED TO OREGON (477)



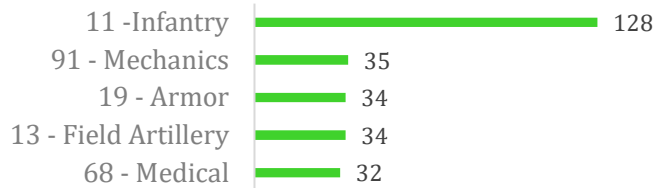
AGE



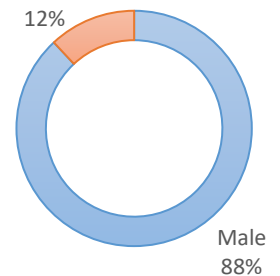
Retirement
14%



TOP 5 MOS SERIES

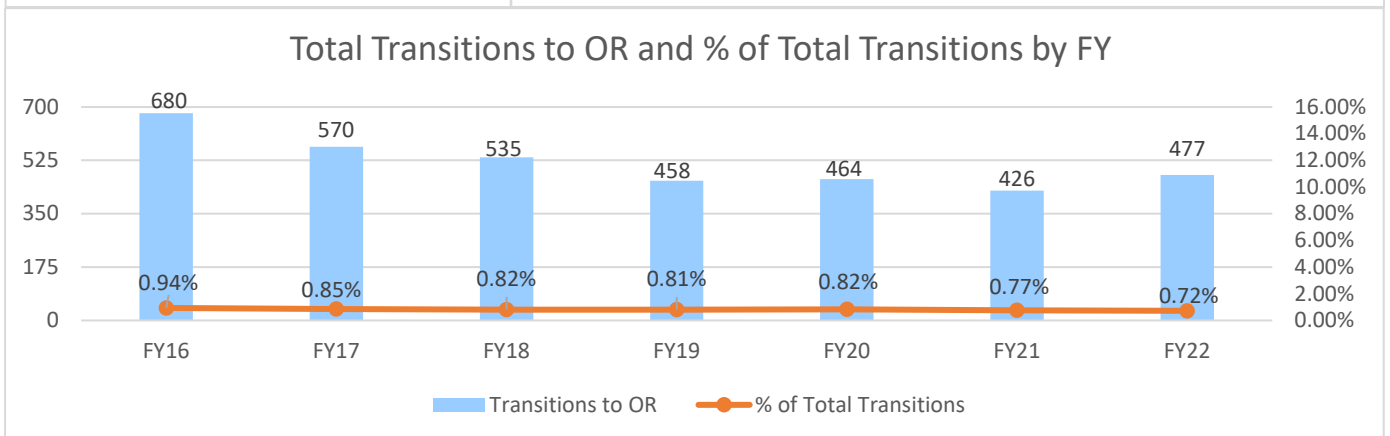
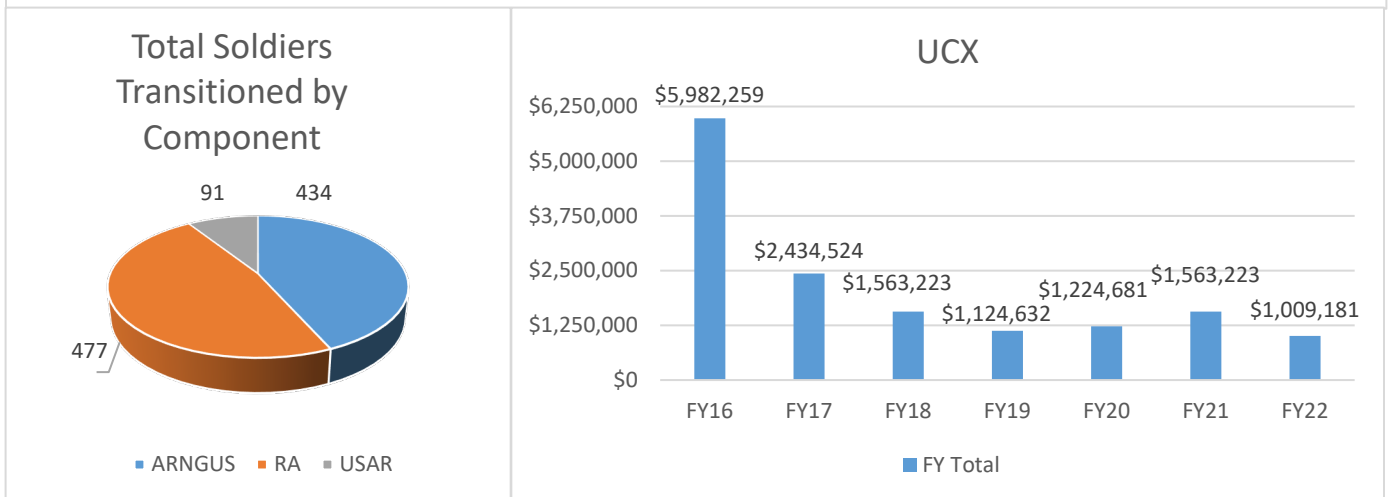
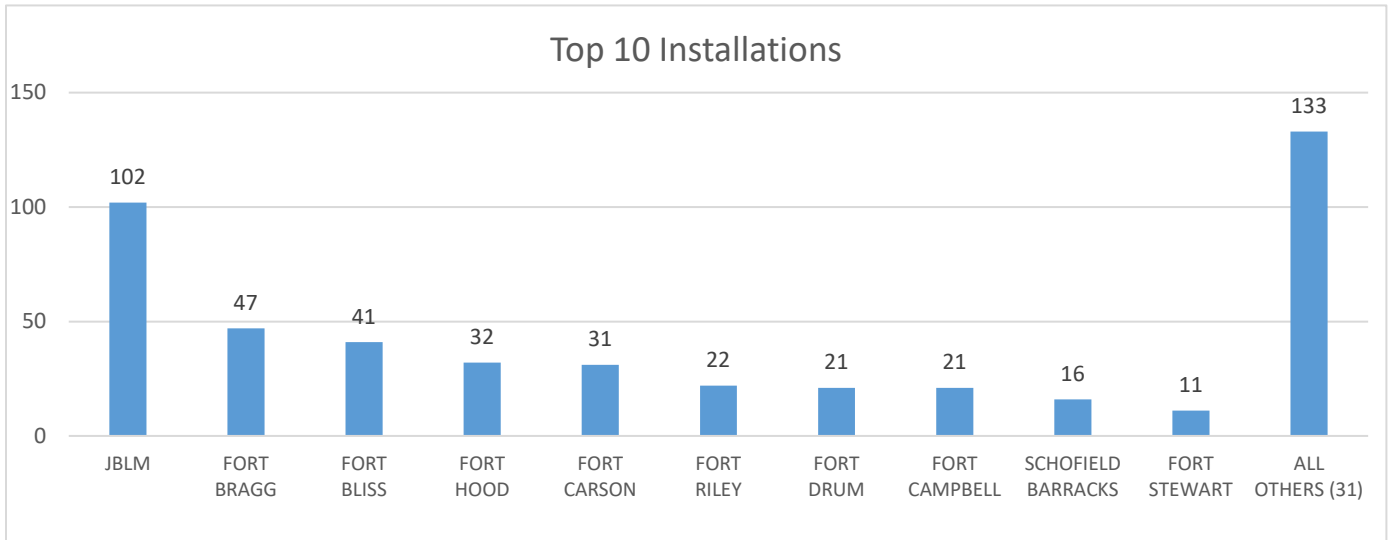


Female
12%



FY22 WEST

Information on Soldiers Transitioned to Oregon (477)



FY22 WEST

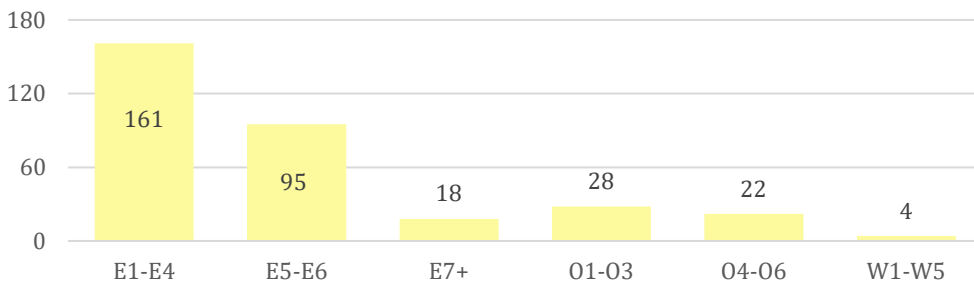
Utah

FY22 Utah

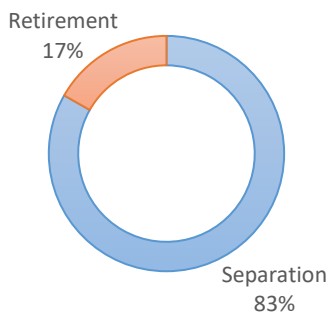
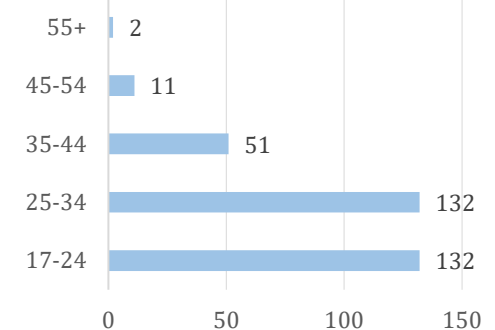
Total Army Records	65,864	
Total Soldiers Entered in UT	598	
Total from UT staying in UT	204	Loss of 394 Utahans
Total Soldiers Transitioned to UT	328	Gain of 124 non-Utahans

Entered in UT (598)	Transitioned from a base in UT	0	Staying In UT	0	
	N/A		Going to another state		0
	Transitioned from a base NOT in UT	598	Going to UT	204	
			Going to another state		394
Did not enter in UT (65,266)	Transitioned from a base in UT	0	Staying in UT	0	
			Going to another state		0
	Transitioned from a base NOT in UT	65,266	Going to UT	124	
			Going to another state		65,142
			Total to Utah	328	
			Total to another state		65,536

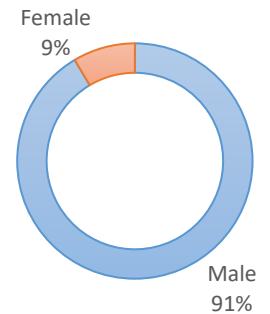
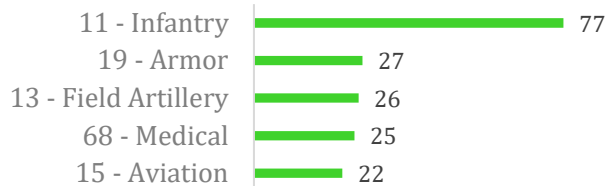
INFORMATION ON SOLDIERS TRANSITIONED TO UTAH (328)



AGE



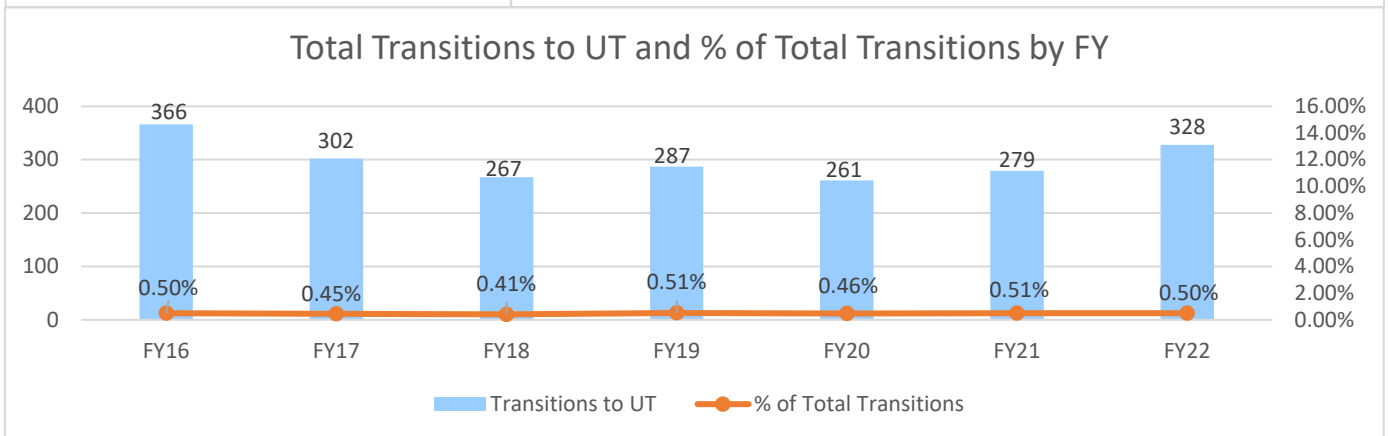
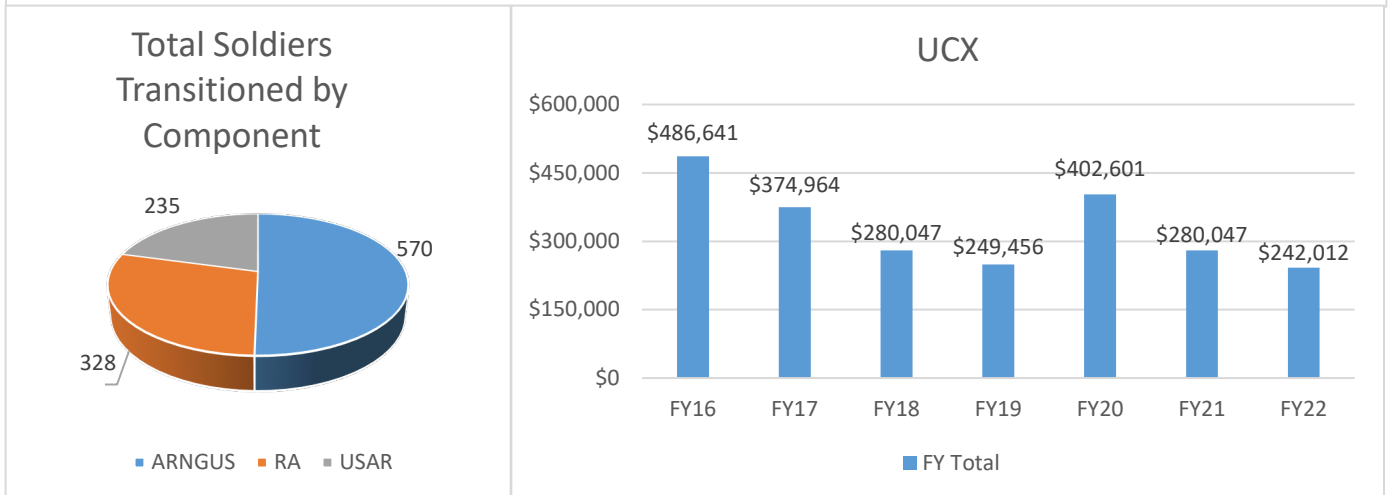
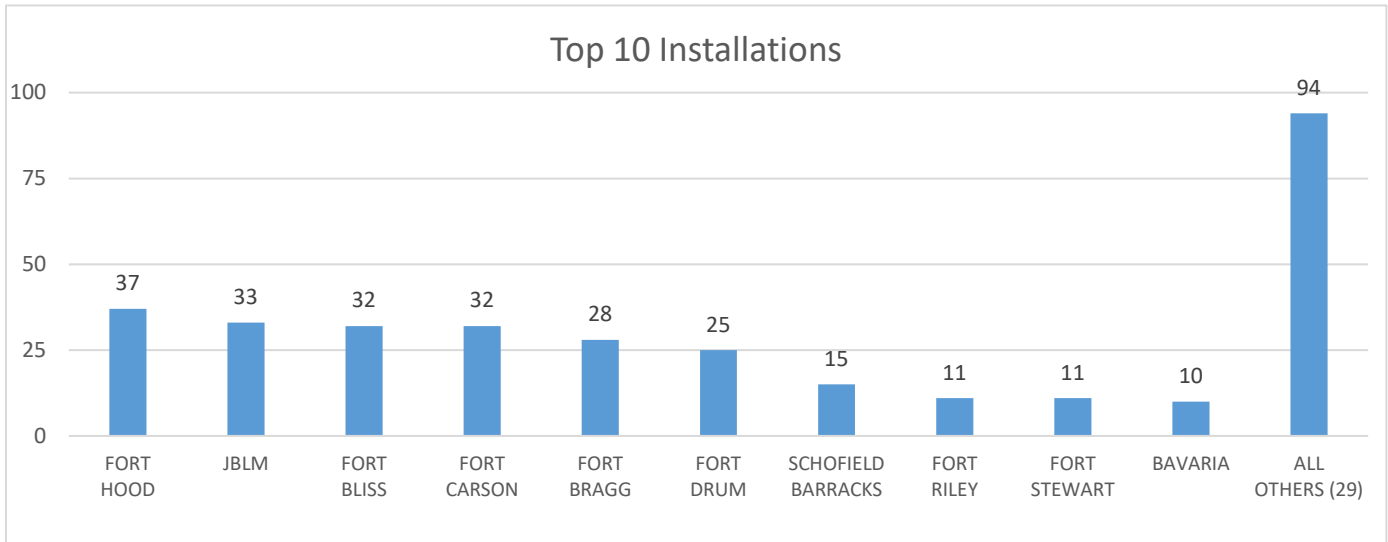
TOP 5 MOS SERIES



The above table and charts contain data extracted from the annual TRANSPROC report and is filtered to show Active Component Soldiers receiving either an Honorable or an Other than Honorable General Discharge. Some of the data in the above charts contain blank fields and may not reflect the Total number of Soldiers Transitioned to the state.

FY22 WEST

Information on Soldiers Transitioned to Utah (328)



FY22 WEST

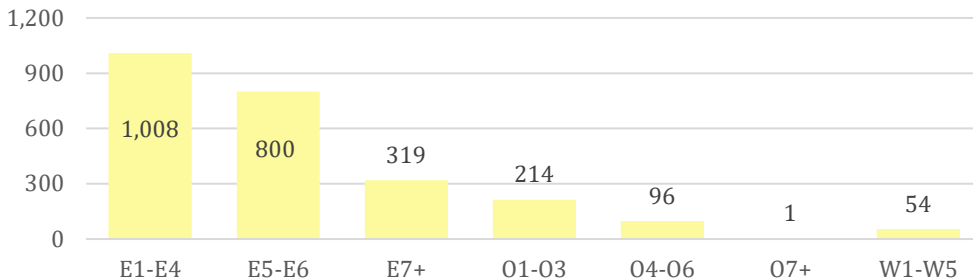
Washington

FY22 Washington

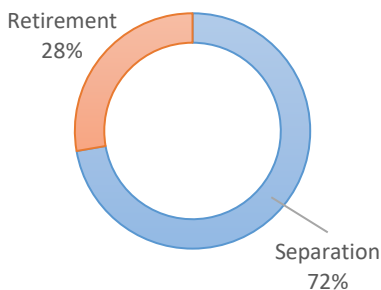
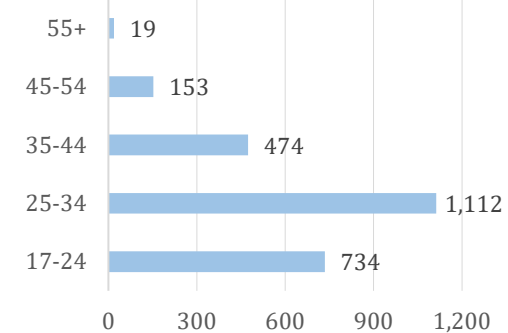
Total Army Records	65,864	
Total Soldiers Entered in WA	1,191	
Total from WA staying in WA	608	Loss of 583 Washingtonians
Total Soldiers Transitioned to WA	2,492	Gain of 1,884 non-Washingtonians

Entered in WA (1,191)	Transitioned from a base in WA	254	Staying in WA	223	
	JB Lewis-McChord 254(223/31)		Going to another state		31
	Transitioned from a base NOT in WA	937	Going to WA	385	
			Going to another state		552
Did not enter in WA (64,673)	Transitioned from a base in WA	4,235	Staying in WA	1,418	
			Going to another state		2,817
	Transitioned from a base NOT in WA	60,438	Going to WA	466	
			Going to another state		59,972
			Total to Washington	2,492	
			Total to another state		63,372

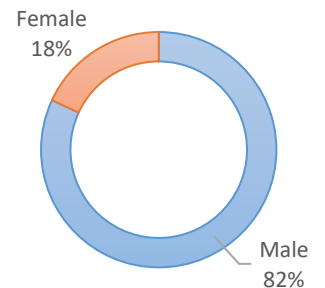
INFORMATION ON SOLDIERS TRANSITIONED TO WASHINGTON (2,492)



AGE

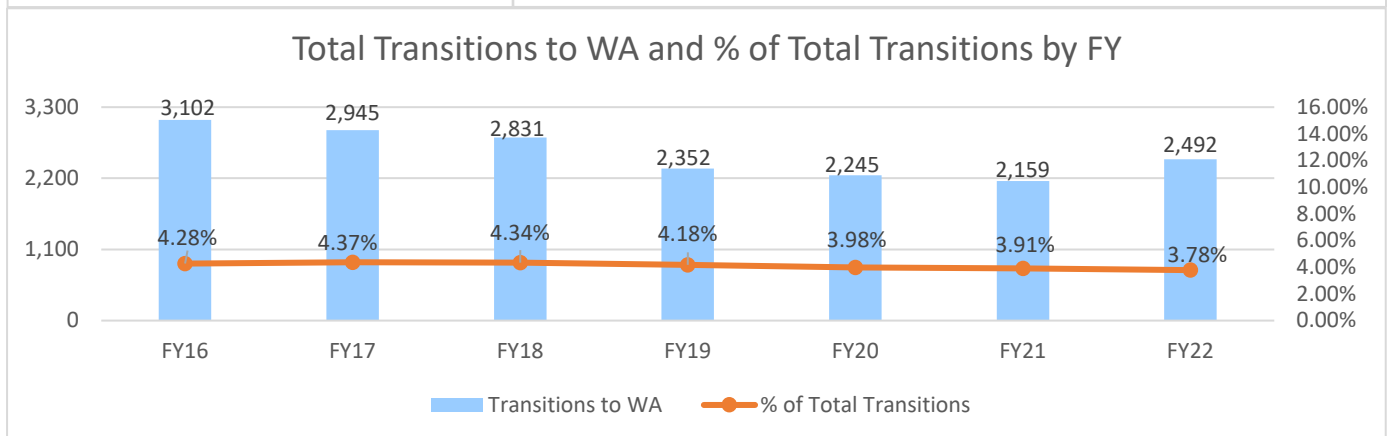
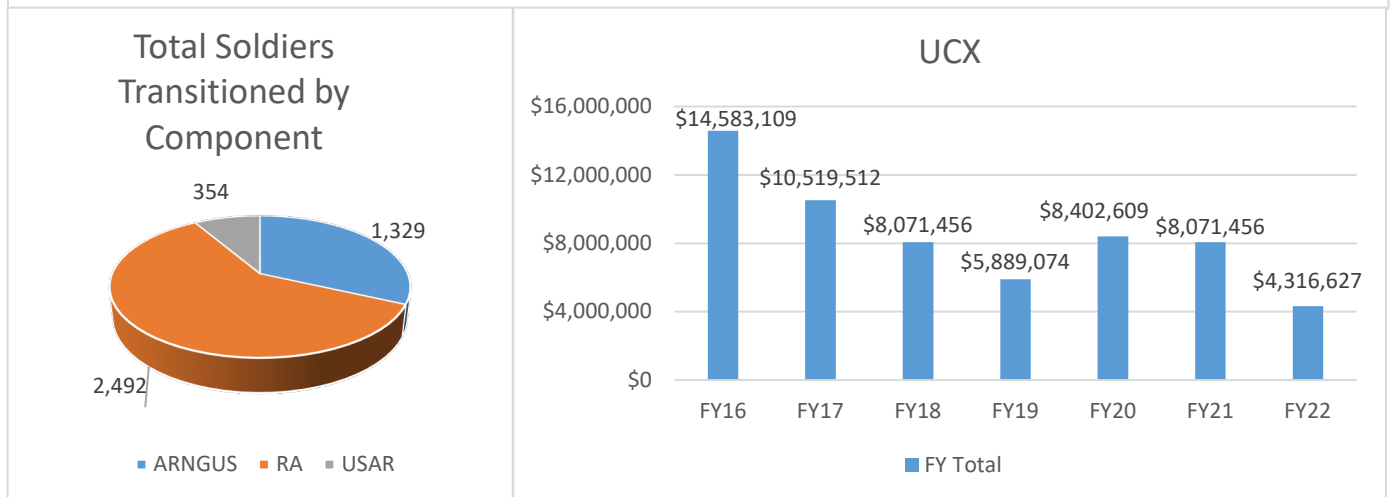
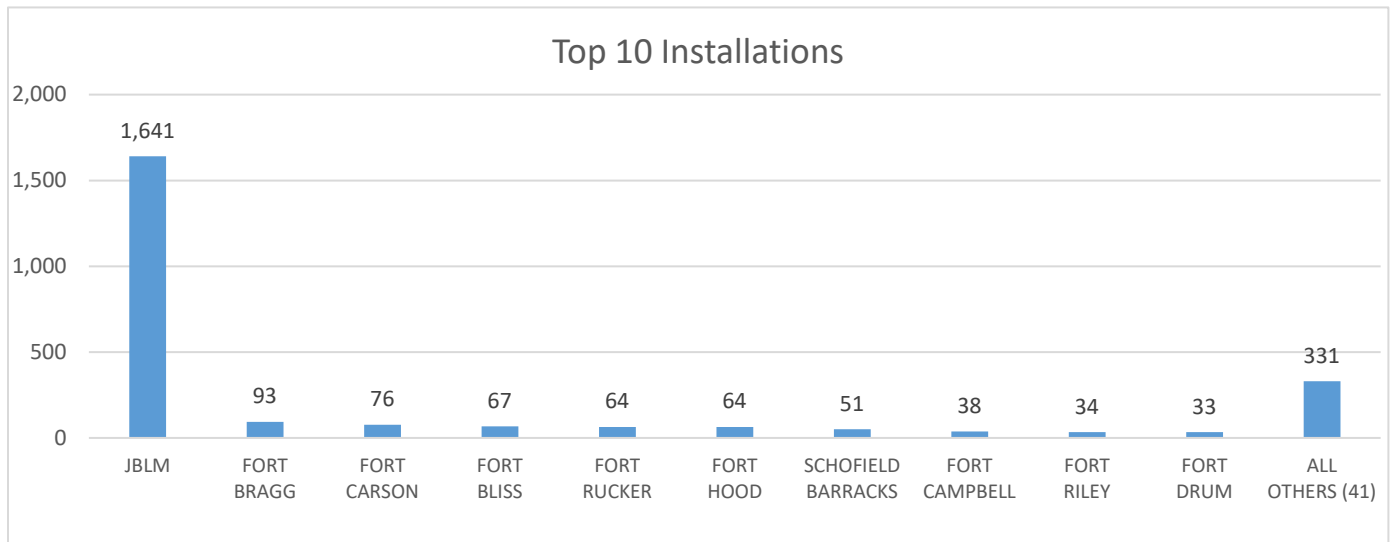


TOP 5 MOS SERIES



FY22 WEST

Information on Soldiers Transitioned to Washington (2,492)



The above table and charts contain data extracted from the annual TRANSPROC report and is filtered to show Active Component Soldiers receiving either an Honorable or an Other than Honorable General Discharge. Some of the data in the above charts contain blank fields and may not reflect the Total number of Soldiers Transitioned to the state.

FY22 WEST

Contact/ Company Information

Joseph Prestigiacomо Sr. Research Analyst
Tanya Wright Research Analyst

U.S. Army Soldier for Life
251 18th Street South, Arlington, VA 22202
Tel (703) 545-2637
Email: usarmy.pentagon.hqda-dcs-g-1.mbx.soldier-for-life@army.mil
<https://soldierforlife.army.mil/Transitioned-Soldier-Analytics>

