

SFL TRANSITION OVERVIEW PACKET - MIDWEST

2022

Transitioning Soldier Overview



TABLE OF CONTENTS

Contents

Introduction	3
Midwestern Region	4
Illinois	5
Information on Soldiers Transitioned to Illinois (1,223)	6
Indiana	7
Information on Soldiers Transitioned to Indiana (871)	8
Iowa	9
Information on Soldiers Transitioned to Iowa (326)	10
Kansas	11
Information on Soldiers Transitioned to Kansas (979)	12
Kentucky	13
Information on Soldiers Transitioned to Kentucky (1,163)	14
Michigan	15
Information on Soldiers Transitioned to Michigan (951)	16
Minnesota	17
Information on Soldiers Transitioned to Minnesota (421)	18
Missouri	19
Information on Soldiers Transitioned to Missouri (1,075)	20
Nebraska	21
Information on Soldiers Transitioned to Nebraska (200)	22
Ohio	23
Information on Soldiers Transitioned to Ohio (1,409)	24
South Dakota	25
Information on Soldiers Transitioned to South Dakota (104)	26
Tennessee	27
Information on Soldiers Transitioned to Tennessee (2,670)	28

TABLE OF CONTENTS

Wisconsin	29
Information on Soldiers Transitioned to Wisconsin (581)	30
Contact/ Company Information	31

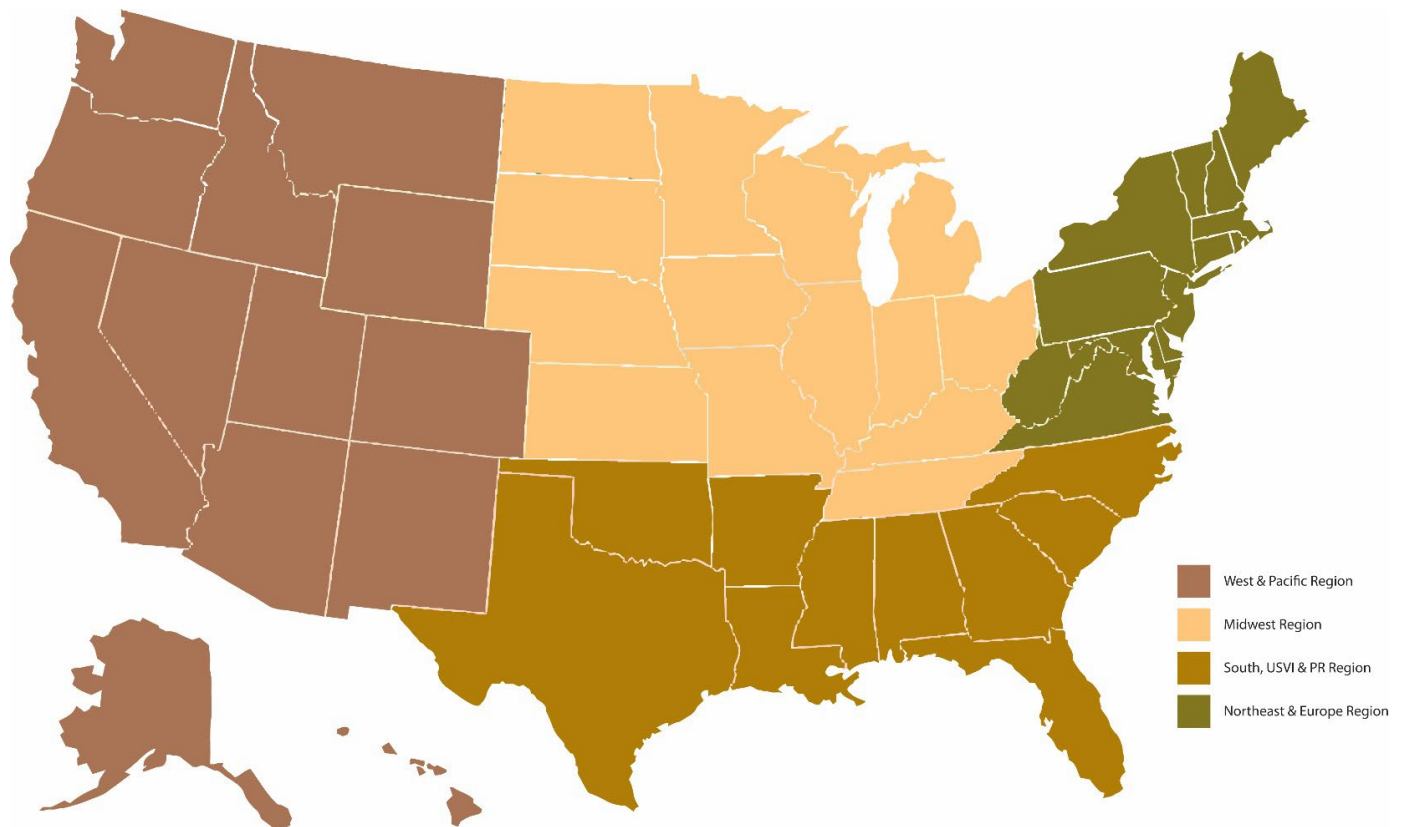
Introduction

SOLDIER FOR LIFE

Every year, roughly 62,000 Soldiers transition out of the Army*. To better serve this population, the Soldier for Life Analytics and Research team conducts a thorough investigation on the demographics of those that transitioned back into the civilian population, state by state. While we cannot know with exact certainty the number of Soldiers in our sampling that relocated to, or remained in, these areas, this is currently the best tool we have to speculate about the population and location for post service residency. In addition to assessing where Soldiers planned on residing after service, we simultaneously evaluated where they entered from. Each state overview is broken down by how many Soldiers entered service from that state, how many stated an intent to return/stay in that state, and how many non-state natives planned on making that state their home. The data are further

broken down by those individuals who transitioned from an installation within the state and those who transitioned from another state. Demographics are also provided on the bottom of each page for all Soldiers who planned on going to or staying in the state. All data presented in the following analysis is derived strictly from transitioned Soldiers' DD-214s, which is populated from the Army's TRANSPROC system. Data pulled spans the 2022 fiscal year (FY22).

It is important to note that this review may not include all states if there is a low sample size and less than 100 soldiers that transitioned to that state.

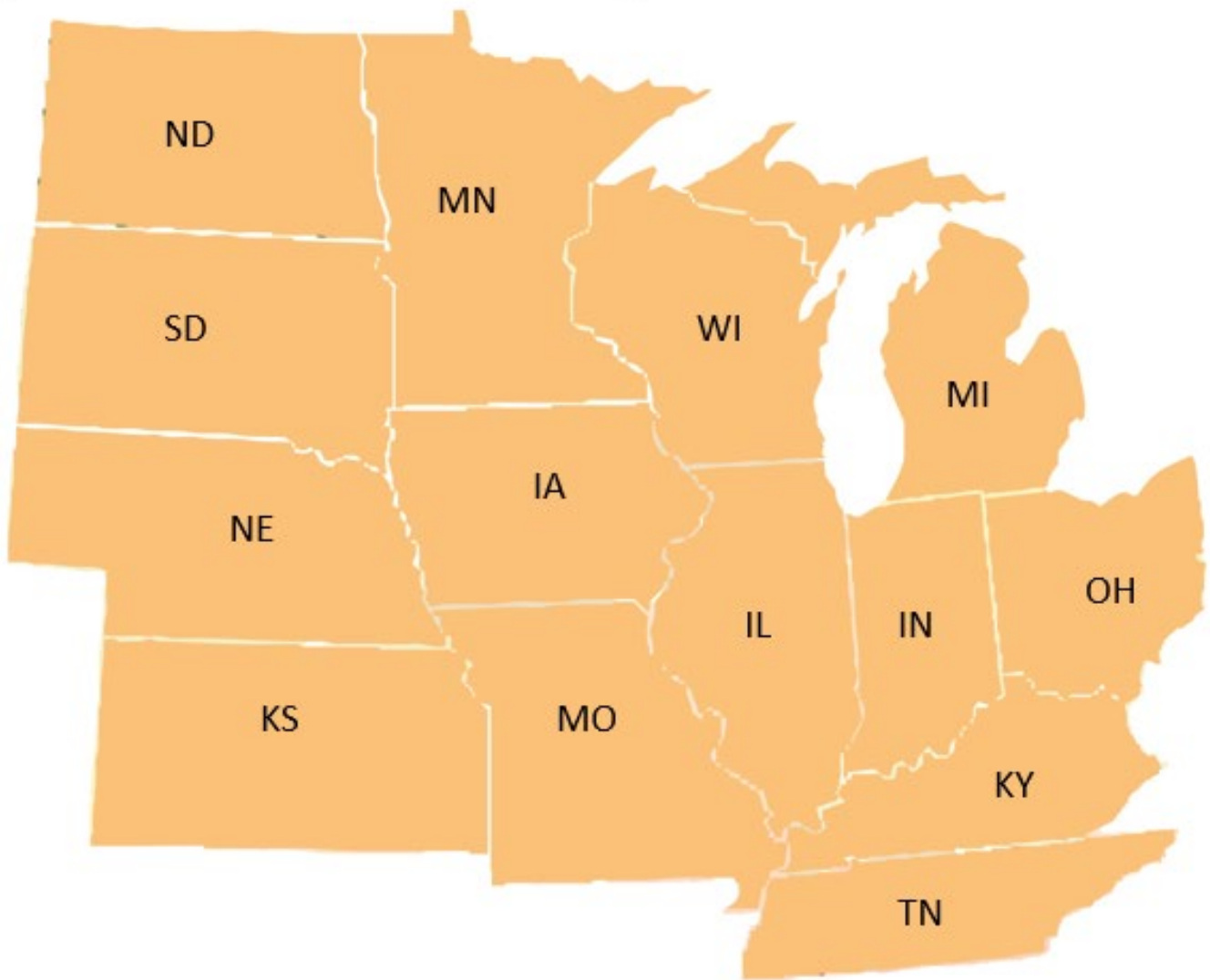


*Transition data only includes Soldiers within the Army's Active component and does account for National Guard or Reservists.

FY22 MIDWEST

Midwestern Region

Midwest Director
LTC Joshua Ginn
Midwest Deputy Director
SFC Olajide Gamu



FY22 MIDWEST

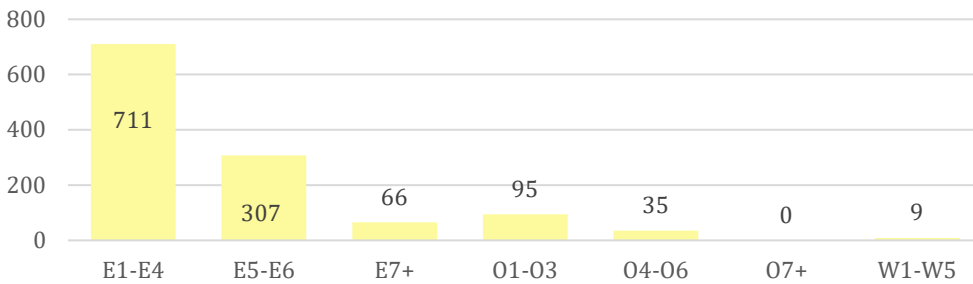
Illinois

FY22 Illinois

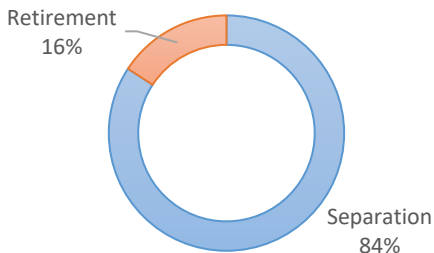
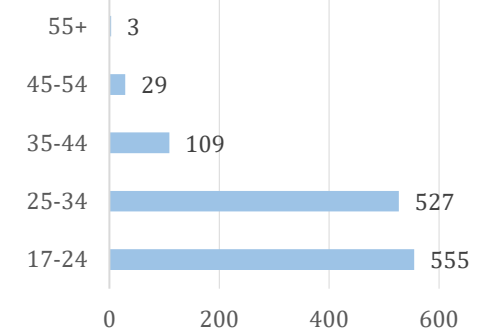
Total Army Records	65,864	
Total Soldiers Entered in IL	1,247	
Total from IL staying in IL	535	Loss of 712 Illinoisans
Total Soldiers Transitioned to IL	1,223	Gain of 688 non-Illinoisans

Entered in IL (1,247)	Transitioned from a base in IL	0	Staying in IL	0	
	N/A		Going to another state		0
	Transitioned from a base NOT in IL	1,247	Going to IL	535	
			Going to another state		712
Did not enter in IL (64,617)	Transitioned from a base in IL	0	Staying in IL	0	
			Going to another state		0
	Transitioned from a base NOT in IL	64,617	Going to IL	688	
			Going to another state		63,929
			Total to Illinois	1,223	
			Total to another state		64,641

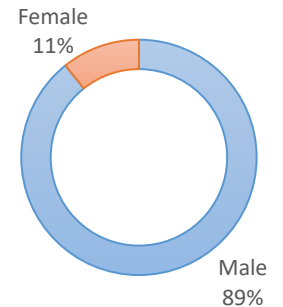
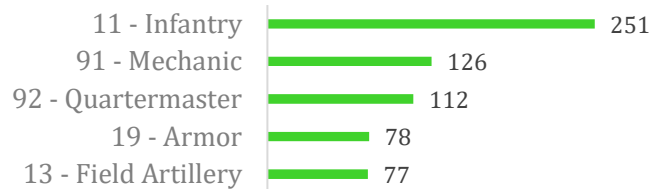
INFORMATION ON SOLDIERS TRANSITIONED TO ILLINOIS (1,223)



AGE



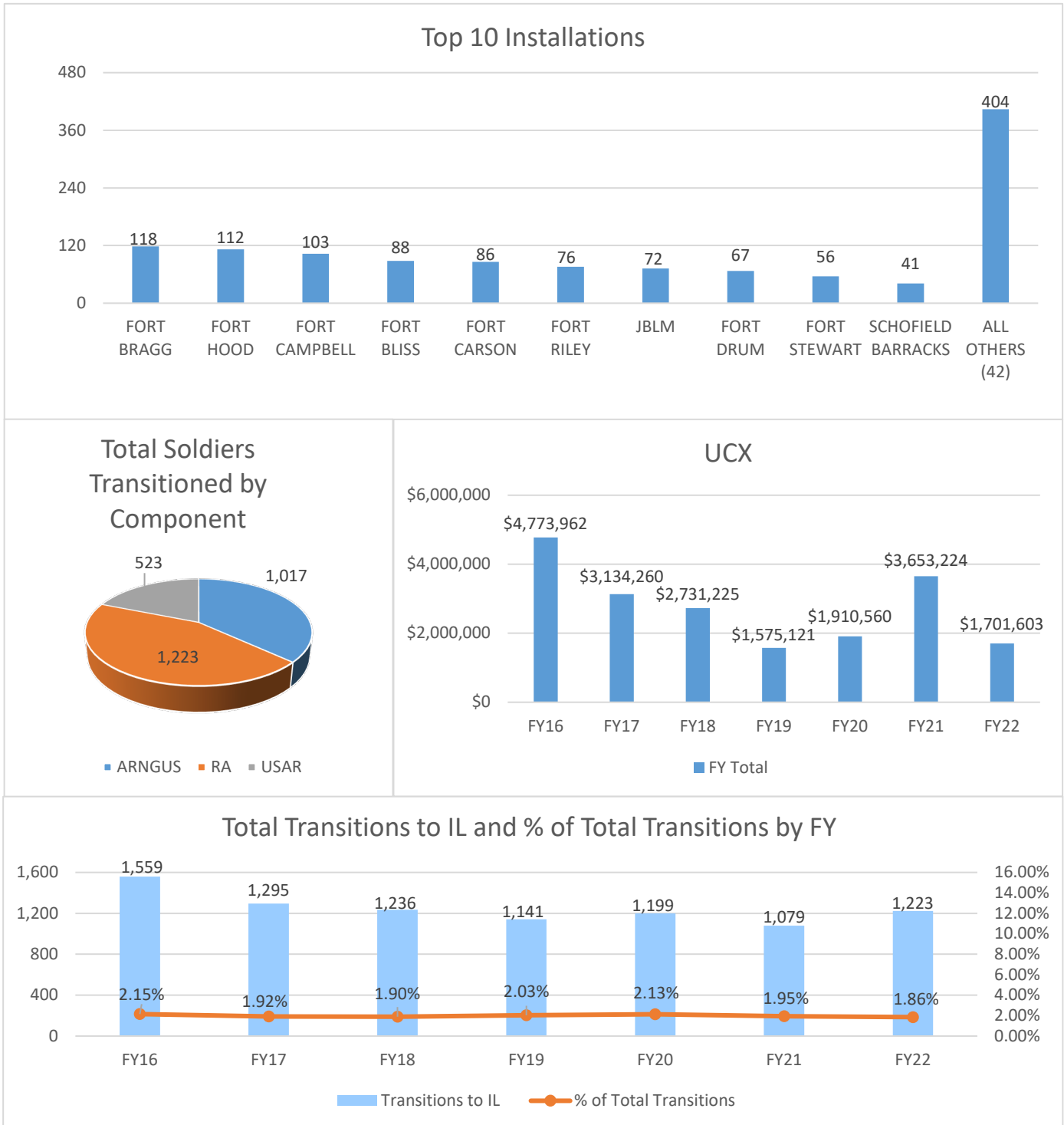
TOP 5 MOS SERIES



The above table and charts contain data extracted from the annual TRANSPROC report and is filtered to show Active Component Soldiers receiving either an Honorable or an Other than Honorable General Discharge. Some of the data in the above charts contain blank fields and may not reflect the total number of Soldiers transitioned to the state.

FY22 MIDWEST

Information on Soldiers Transitioned to Illinois (1,223)



The above table and charts contain data extracted from the annual TRANSPROC report and is filtered to show Active Component Soldiers receiving either an Honorable or an Other than Honorable General Discharge. Some of the data in the above charts contain blank fields and may not reflect the total number of Soldiers transitioned to the state.

FY22 MIDWEST

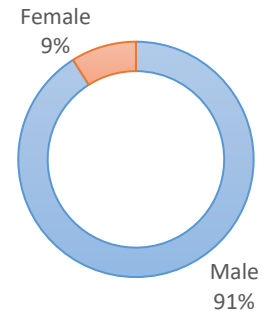
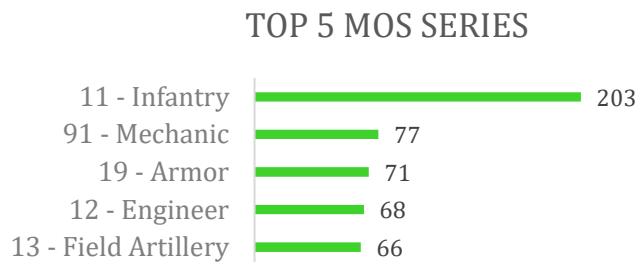
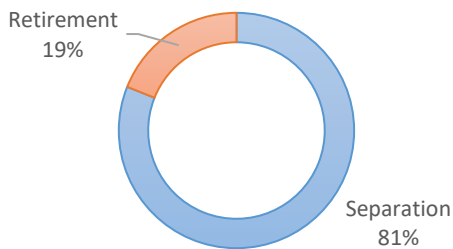
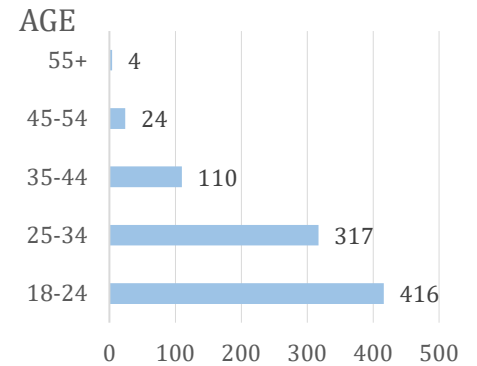
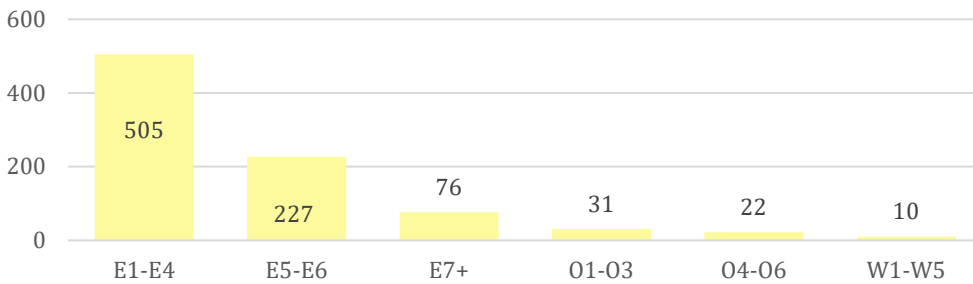
Indiana

FY22 Indiana

Total Army Records	65,864	
Total Soldiers Entered in IN	852	
Total from IL staying in IN	478	Loss of 374 Indianans
Total Soldiers Transitioned to IN	871	Gain of 393 non-Indianans

Entered in IN (852)	Transitioned from a base in IN	0	Staying in IN	0	
	N/A		Going to another state		0
	Transitioned from a base NOT in IN	852	Going to IN	478	
			Going to another state		374
Did not enter in IN (65,012)	Transitioned from a base in IN	0	Staying in IN	0	
			Going to another state		0
	Transitioned from a base NOT in IN	65,012	Going to IN	393	
			Going to another state		64,619
			Total to Indiana	871	
			Total to another state		64,993

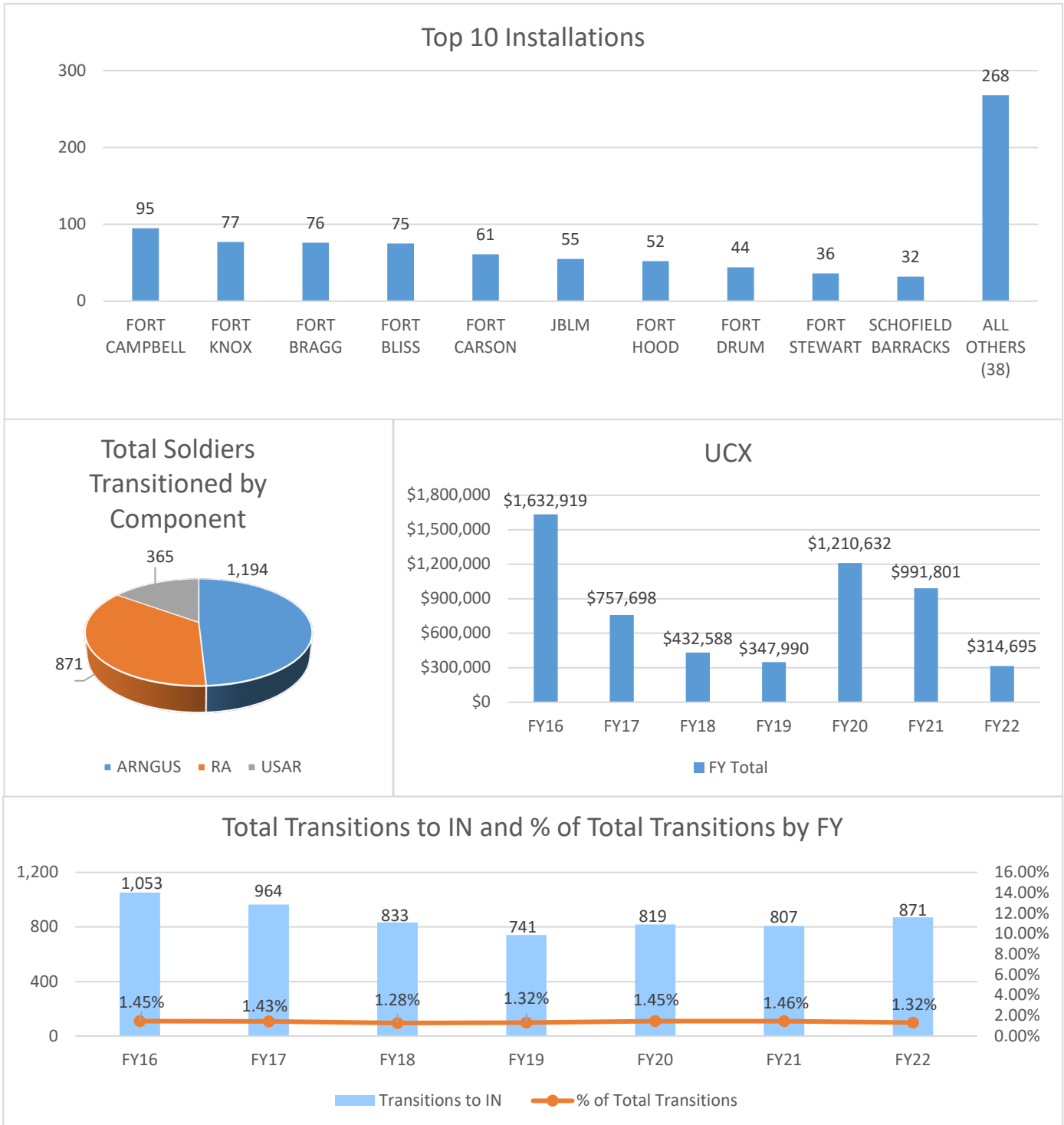
INFORMATION ON SOLDIERS TRANSITIONED TO INDIANA (871)



The above table and charts contain data extracted from the annual TRANSPROC report and is filtered to show Active Component Soldiers receiving either an Honorable or an Other than Honorable General Discharge. Some of the data in the above charts contain blank fields and may not reflect the total number of Soldiers transitioned to the state.

FY22 MIDWEST

Information on Soldiers Transitioned to Indiana (871)



The above table and charts contain data extracted from the annual TRANSPROC report and is filtered to show Active Component Soldiers receiving either an Honorable or an Other than Honorable General Discharge. Some of the data in the above charts contain blank fields and may not reflect the total number of Soldiers transitioned to the state.

FY22 MIDWEST

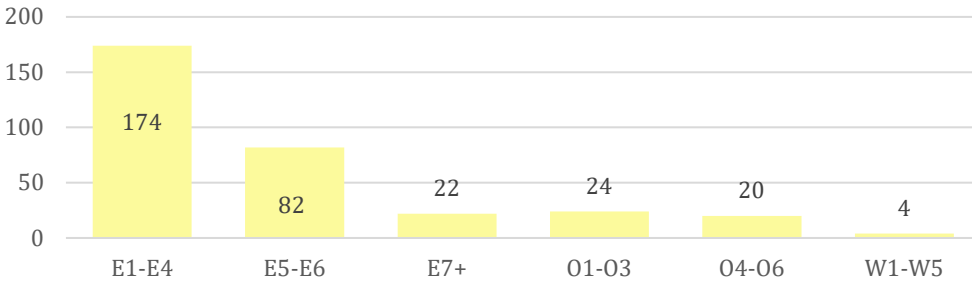
Iowa

FY22 Iowa

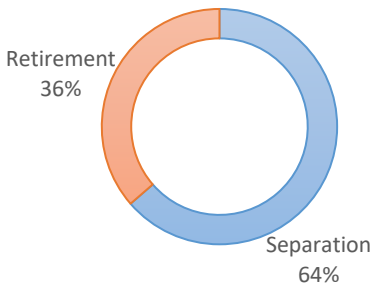
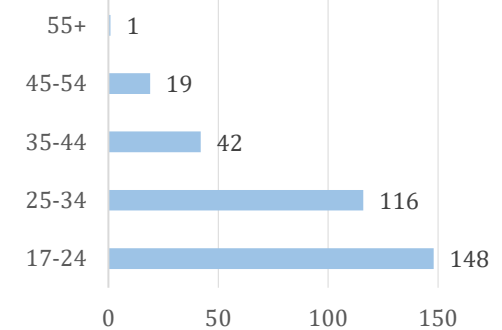
Total Army Records	65,864	
Total Soldiers Entered in IA	398	
Total from IA staying in IA	201	Loss of 197 lowans
Total Soldiers Transitioned to IA	326	Gain of 125 non-lowans

Entered in IA (398)	Transitioned from a base in IA N/A	0	Staying in IA	0	
			Going to another state		0
	Transitioned from a base NOT in IA	398	Going to IA	201	
			Going to another state		197
Did not enter in IA (65,466)	Transitioned from a base in IA	0	Staying in IA	0	
			Going to another state		0
	Transitioned from a base NOT in IA	65,466	Going to IA	125	
			Going to another state		65,341
			Total to Iowa	326	
			Total to another state		65,538

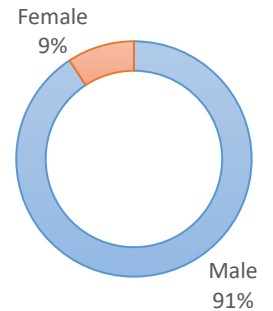
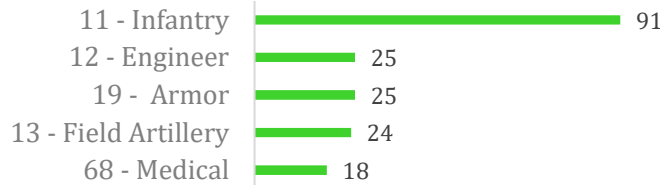
INFORMATION ON SOLDIERS TRANSITIONED TO IOWA (326)



AGE

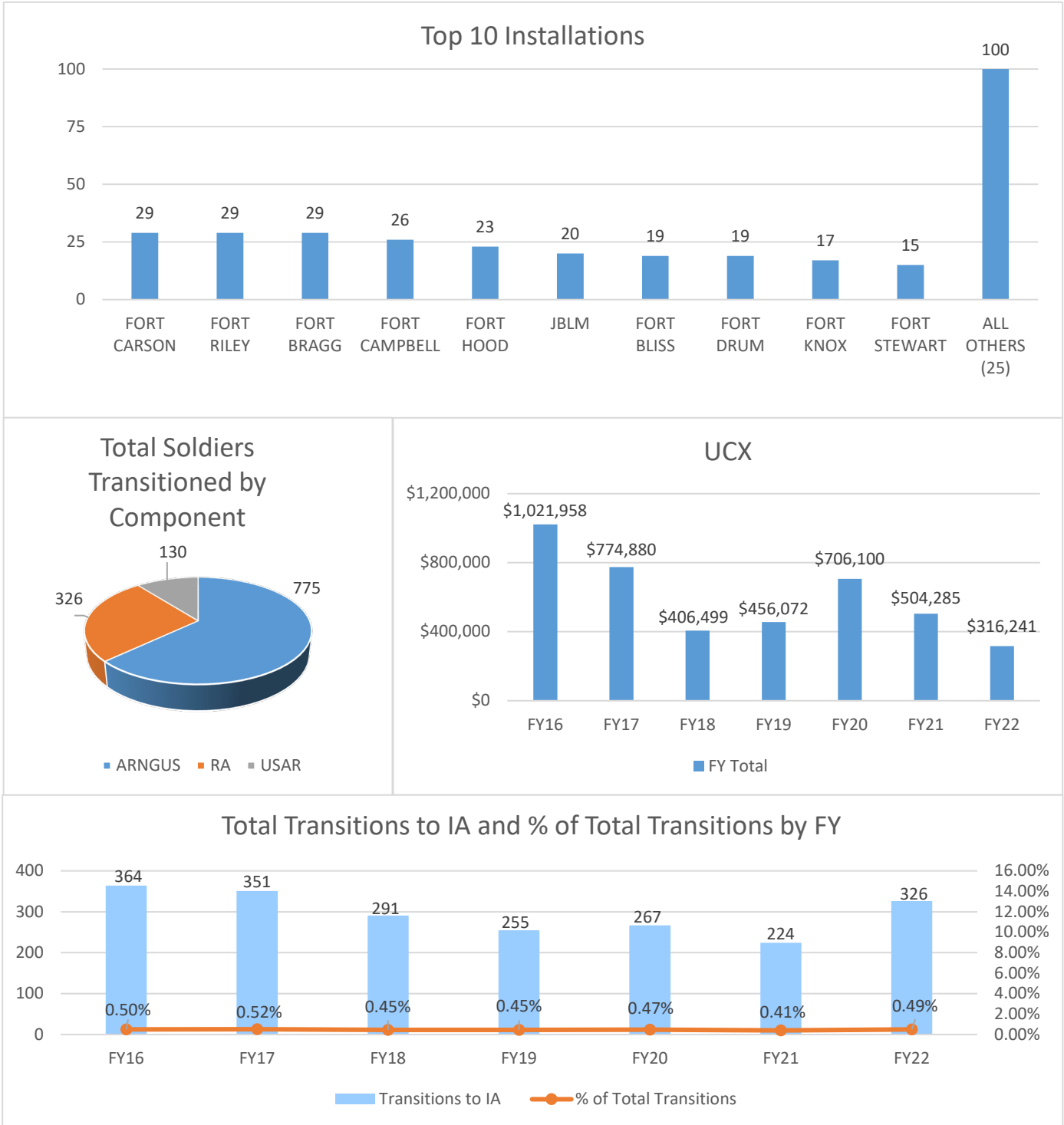


TOP 5 MOS SERIES



FY22 MIDWEST

Information on Soldiers Transitioned to Iowa (326)



The above table and charts contain data extracted from the annual TRANSPROC report and is filtered to show Active Component Soldiers receiving either an Honorable or an Other than Honorable General Discharge. Some of the data in the above charts contain blank fields and may not reflect the total number of Soldiers transitioned to the state.

FY22 MIDWEST

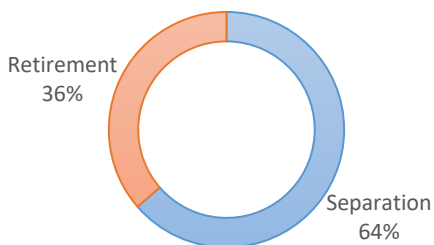
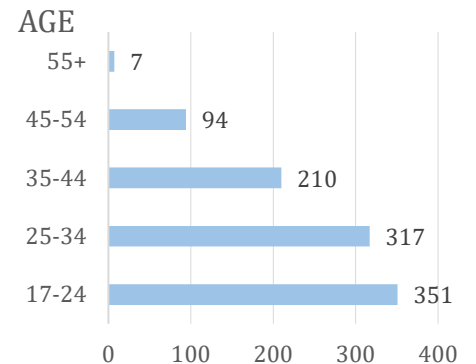
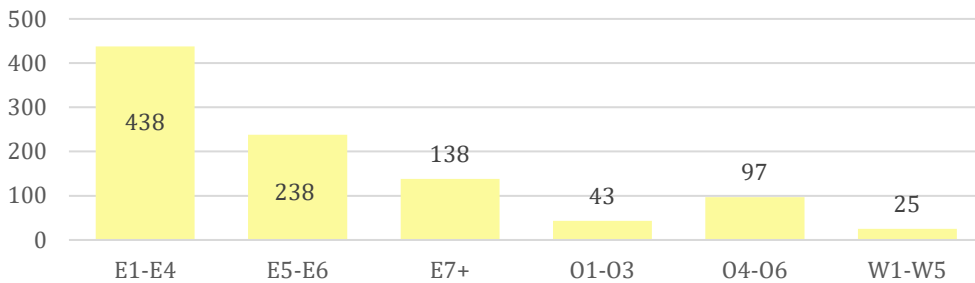
Kansas

FY22 Kansas

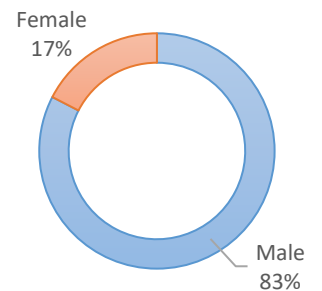
Total Army Records	65,864	
Total Soldiers Entered in KS	87	
Total from KS staying in KS	24	Loss of 63 Kansans
Total Soldiers Transitioned to KS	979	Gain of 955 non-Kansans

Entered in KS (87)	Transitioned from a base in KS	13	Staying in KS	7	
	Fort Riley 9(6/3) Fort Leavenworth 4(1/3)		Going to another state		6
	Transitioned from a base NOT in KS	74	Going to KS	17	
			Going to another state		57
Did not enter in KS (65,777)	Transitioned from a base in KS	2,925	Staying in KS	623	
			Going to another state		2,302
	Transitioned from a base NOT in KS	62,852	Going to KS	332	
			Going to another state		62,520
			Total to Kansas	979	
			Total to another state		64,885

INFORMATION ON SOLDIERS TRANSITIONED TO KANSAS (979)



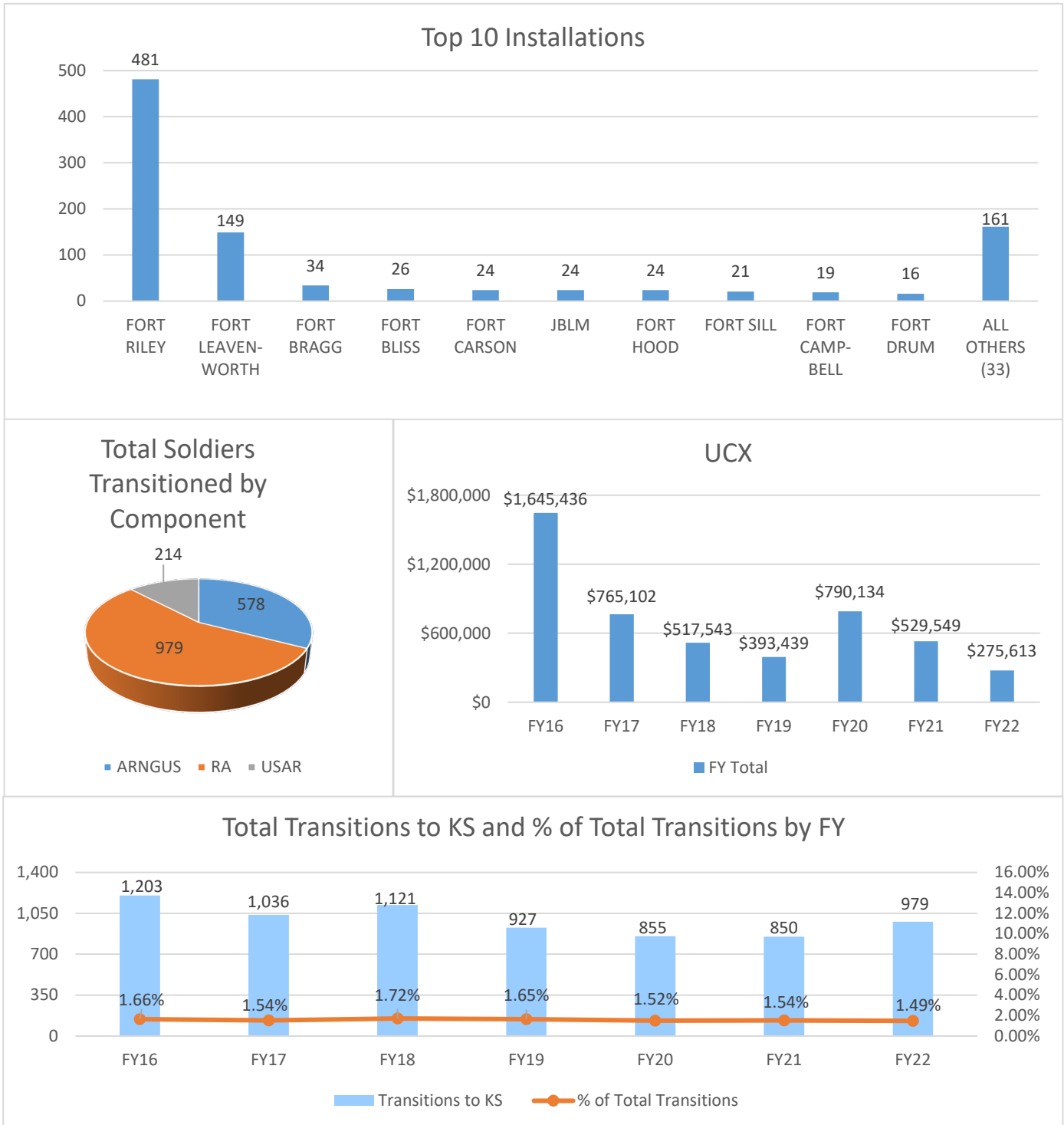
TOP 5 MOS SERIES



The above table and charts contain data extracted from the annual TRANSPROC report and is filtered to show Active Component Soldiers receiving either an Honorable or an Other than Honorable General Discharge. Some of the data in the above charts contain blank fields and may not reflect the total number of Soldiers transitioned to the state.

FY22 MIDWEST

Information on Soldiers Transitioned to Kansas (979)



The above table and charts contain data extracted from the annual TRANSPROC report and is filtered to show Active Component Soldiers receiving either an Honorable or an Other than Honorable General Discharge. Some of the data in the above charts contain blank fields and may not reflect the total number of Soldiers transitioned to the state.

FY22 MIDWEST

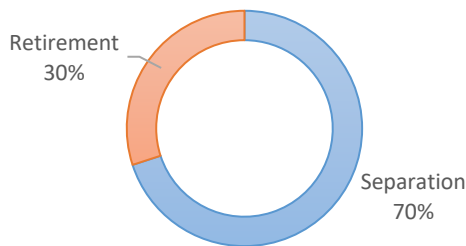
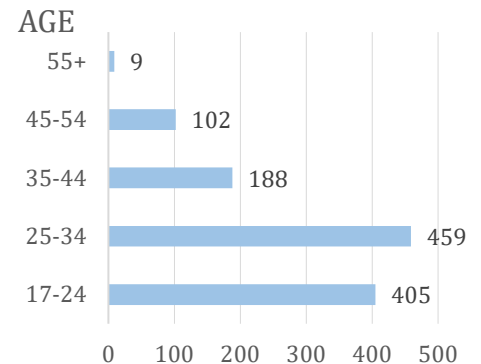
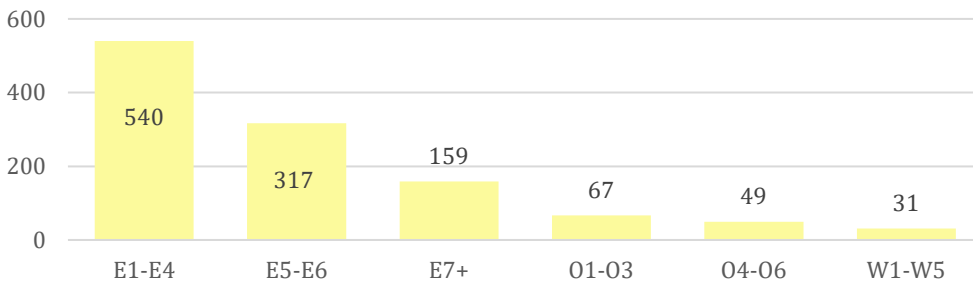
Kentucky

FY22 Kentucky

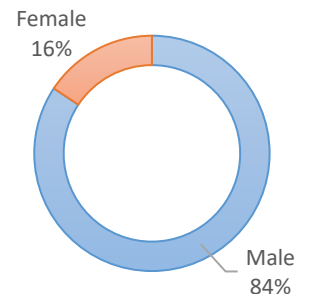
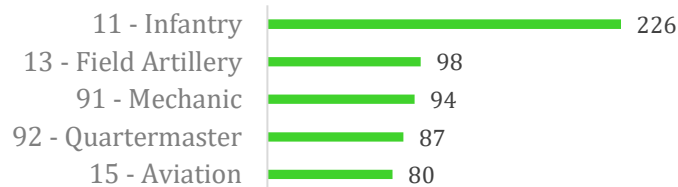
Total Army Records	65,864	
Total Soldiers Entered in KY	712	
Total from KY staying in KY	189	Loss of 523 Kentuckians
Total Soldiers Transitioning to KY	1,163	Gain of 974 non-Kentuckians

Entered in KY (712)	Transitioned from a base in KY	131	Staying in KY	55
	Fort Campbell 100(36/64) Fort Knox 31(19/12)		Going to another state	76
	Transitioned from a base NOT in KY	581	Going to KY	134
			Going to another state	447
Did not enter in KY (65,152)	Transitioned from a base in KY	5,298	Staying in KY	590
			Going to another state	4,708
	Transitioned from a base NOT in KY	59,854	Going to KY	384
			Going to another state	59,470
			Total to Kentucky	1,163
			Total to another state	64,701

INFORMATION ON SOLDIERS TRANSITIONED TO KENTUCKY (1,163)



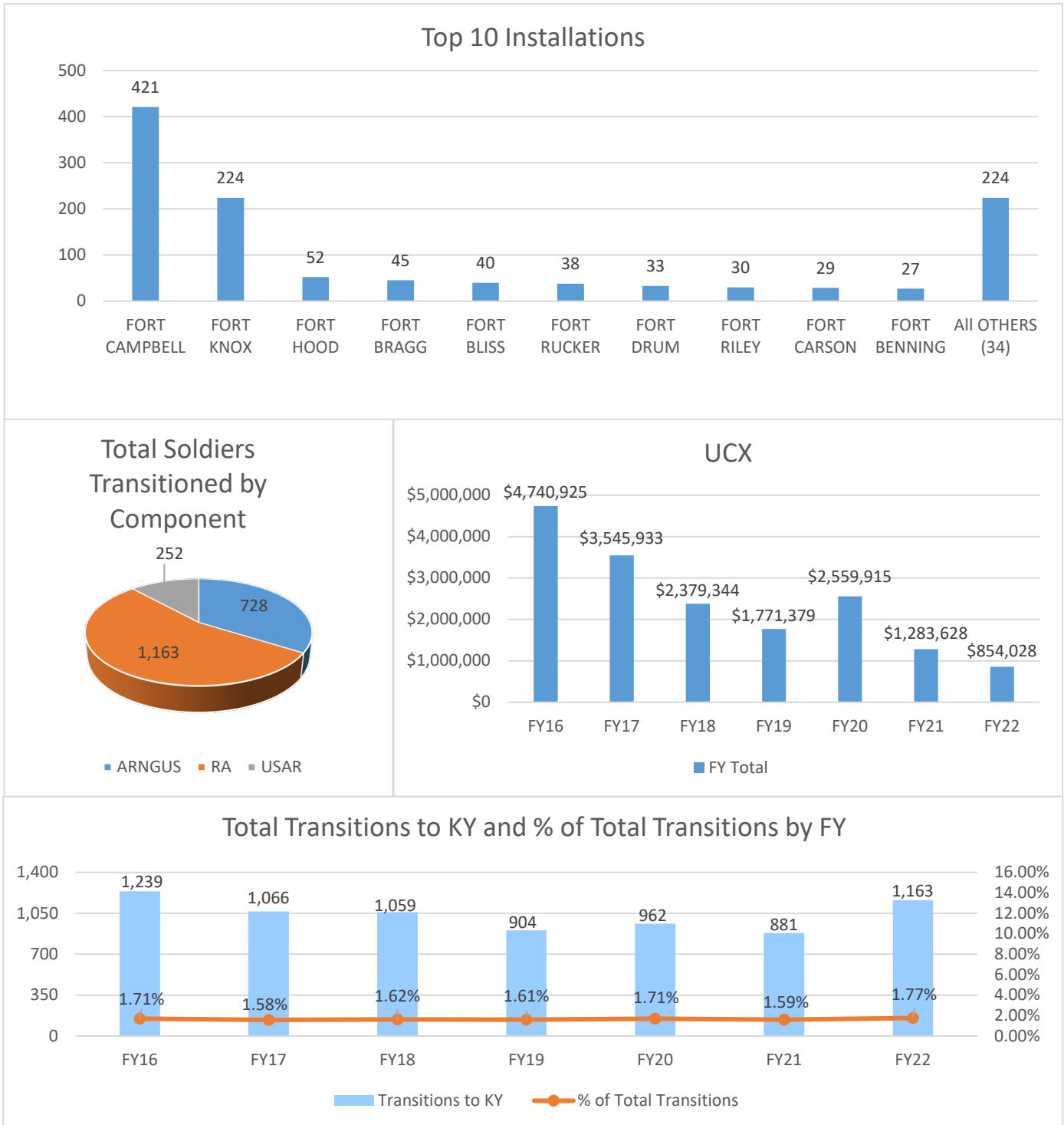
TOP 5 MOS SERIES



The above table and charts contain data extracted from the annual TRANSPROC report and is filtered to show Active Component Soldiers receiving either an Honorable or an Other than Honorable General Discharge. Some of the data in the above charts contain blank fields and may not reflect the total number of Soldiers transitioned to the state.

FY22 MIDWEST

Information on Soldiers Transitioned to Kentucky (1,163)



The above table and charts contain data extracted from the annual TRANSPROC report and is filtered to show Active Component Soldiers receiving either an Honorable or an Other than Honorable General Discharge. Some of the data in the above charts contain blank fields and may not reflect the total number of Soldiers transitioned to the state.

FY22 MIDWEST

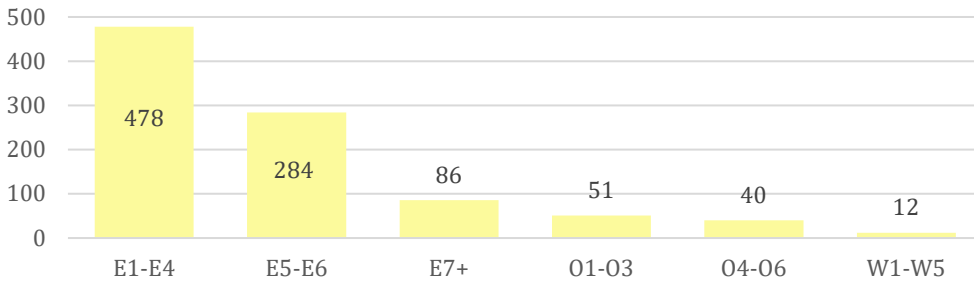
Michigan

FY22 Michigan

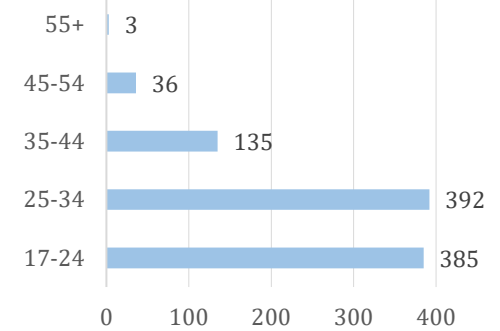
Total Army Records	65,864	
Total Soldiers Entered in MI	1,246	
Total from MI staying in MI	698	Loss of 548 Michiganians
Total Soldiers Transitioned to MI	951	Gain of 253 non-Michiganians

Entered in MI (1,246)	Transitioned from a base in MI	0	Staying in MI	0	
	N/A		Going to another state		0
	Transitioned from a base NOT in MI	1,246	Going to MI	698	
			Going to another state		548
Did not enter in MI (64,618)	Transitioned from a base in MI	0	Staying in MI	0	
			Going to another state		0
	Transitioned from a base NOT in MI	64,618	Going to MI	253	
			Going to another state		64,365
			Total to Michigan	951	
			Total to another state		64,913

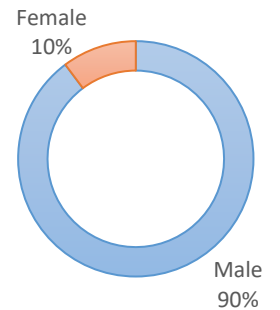
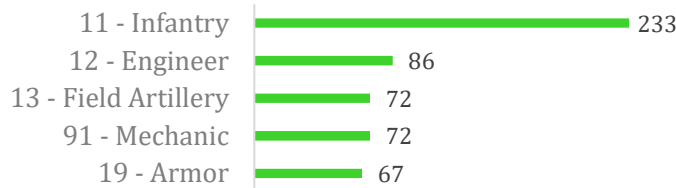
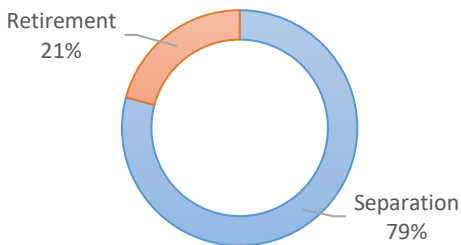
INFORMATION ON SOLDIERS TRANSITIONED TO MICHIGAN (951)



AGE



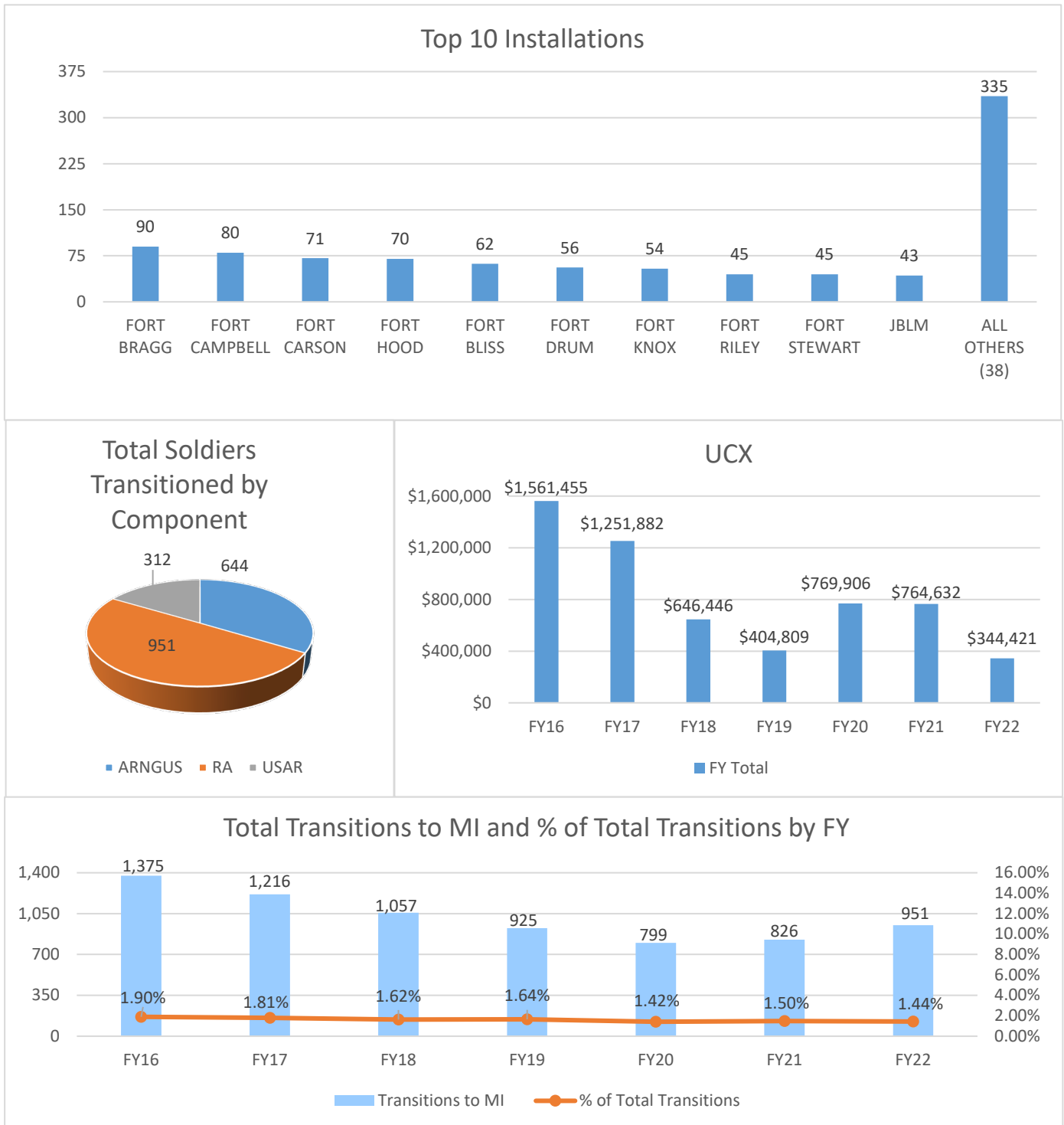
TOP 5 MOS SERIES



The above table and charts contain data extracted from the annual TRANSPROC report and is filtered to show Active Component Soldiers receiving either an Honorable or an Other than Honorable General Discharge. Some of the data in the above charts contain blank fields and may not reflect the total number of Soldiers transitioned to the state.

FY22 MIDWEST

Information on Soldiers Transitioned to Michigan (951)



The above table and charts contain data extracted from the annual TRANSPROC report and is filtered to show Active Component Soldiers receiving either an Honorable or an Other than Honorable General Discharge. Some of the data in the above charts contain blank fields and may not reflect the total number of Soldiers transitioned to the state.

FY22 MIDWEST

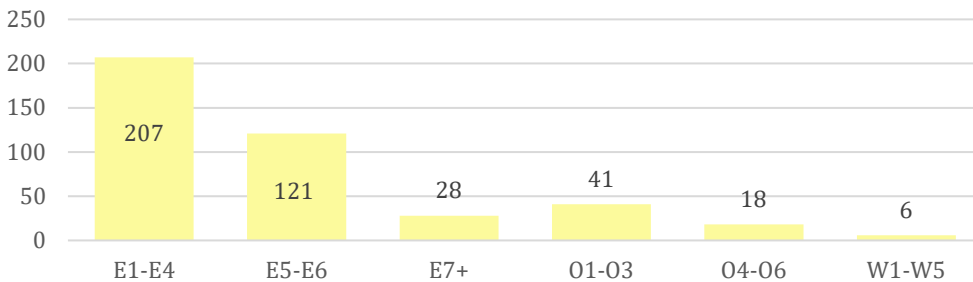
Minnesota

FY22 Minnesota

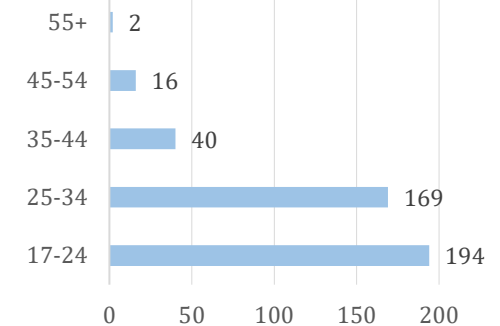
Total Army Records	65,864	
Total Soldiers Entered in MN	499	
Total from MN staying in MN	251	Loss of 248 Minnesotans
Total Soldiers Transitioned to MN	421	Gain of 170 non-Minnesotans

Entered in MN (499)	Transitioned from a base in MN	0	Staying in MN	0	
	N/A		Going to another state		0
	Transitioned from a base NOT in MN	499	Going to MN	251	
			Going to another state		248
Did not enter in MN (65,365)	Transitioned from a base in MN	0	Staying in MN	0	
			Going to another state		0
	Transitioned from a base NOT in MN	65,365	Going to MN	170	
			Going to another state		65,195
			Total to Minnesota	421	
			Total to another state		65,443

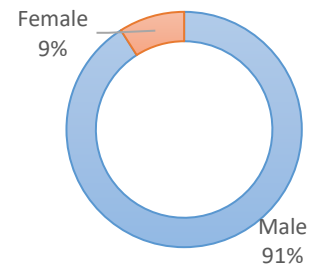
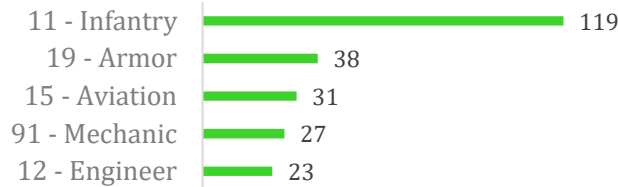
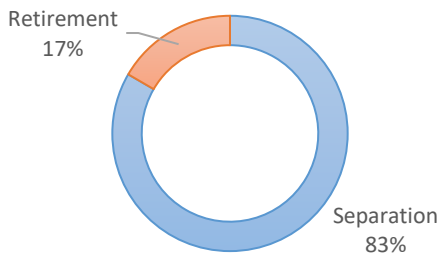
INFORMATION ON SOLDIERS TRANSITIONED TO MINNESOTA (421)



AGE



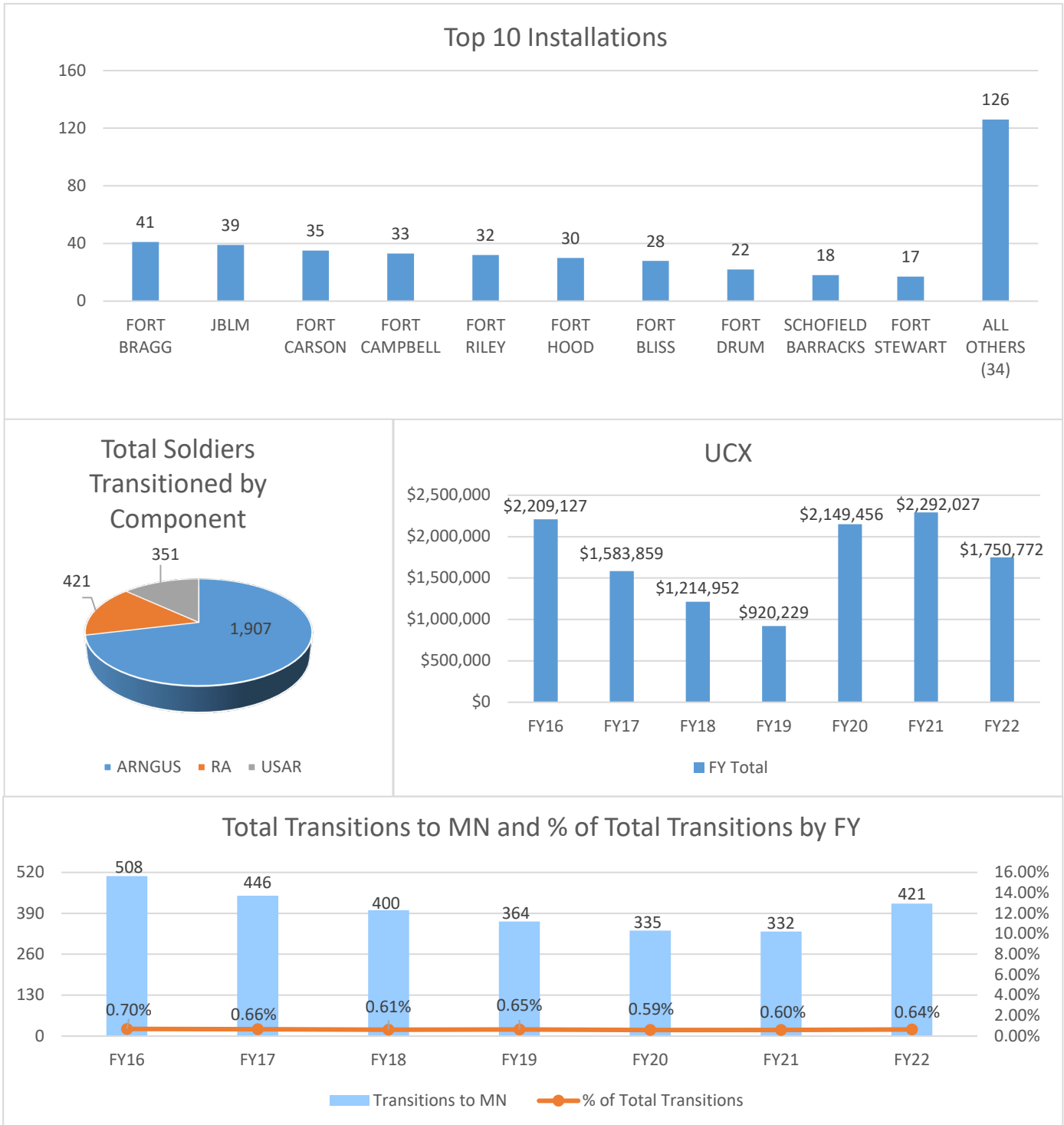
TOP 5 MOS SERIES



The above table and charts contain data extracted from the annual TRANSPROC report and is filtered to show Active Component Soldiers receiving either an Honorable or an Other than Honorable General Discharge. Some of the data in the above charts contain blank fields and may not reflect the total number of Soldiers transitioned to the state.

FY22 MIDWEST

Information on Soldiers Transitioned to Minnesota (421)



The above table and charts contain data extracted from the annual TRANSPROC report and is filtered to show Active Component Soldiers receiving either an Honorable or an Other than Honorable General Discharge. Some of the data in the above charts contain blank fields and may not reflect the total number of Soldiers transitioned to the state.

FY22 MIDWEST

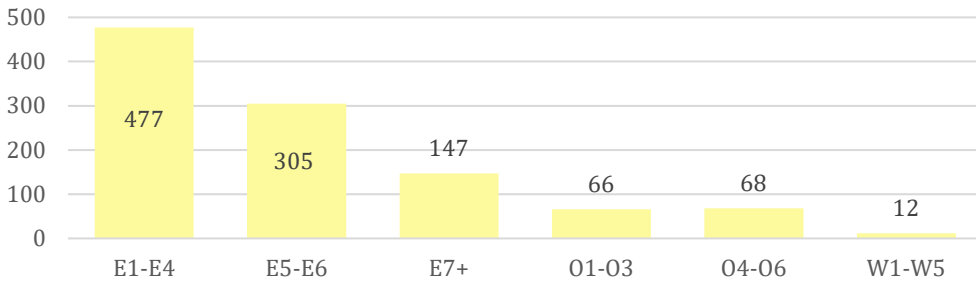
Missouri

FY22 Missouri

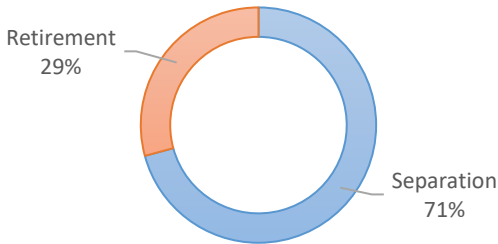
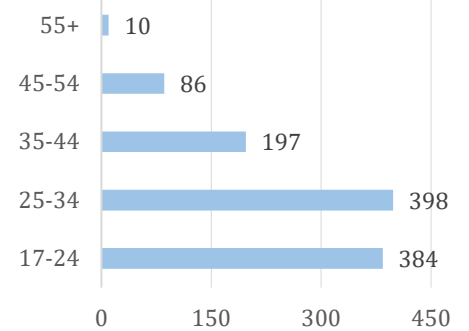
Total Army Records	65,864	
Total Soldiers Entered in MO	2,111	
Total from MO staying in MO	596	Loss of 1,515 Missourians
Total Soldiers Transitioned to MO	1,075	Gain of 479 non-Missourians

Entered in MO (2,111)	Transitioned from a base in MO	58	Staying in MO	39
	Fort Leonard Wood 58(39/19)		Going to another state	19
	Transitioned from a base NOT in MO	2,053	Going to MO	557
			Going to another state	1,496
Did not enter in MO (63,753)	Transitioned from a base in MO	594	Staying in MO	175
			Going to another state	419
	Transitioned from a base NOT in MO	63,159	Going to MO	304
			Going to another state	62,855
			Total to Missouri	1,075
			Total to another state	64,789

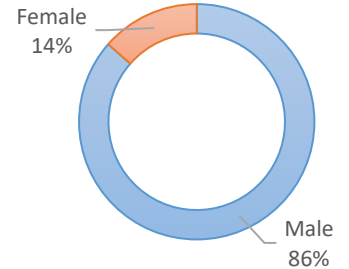
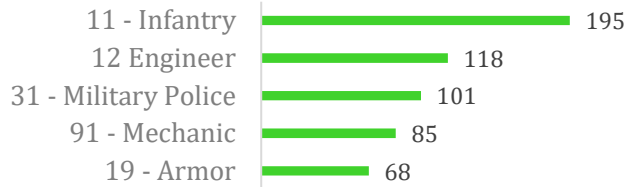
INFORMATION ON SOLDIERS TRANSITIONED TO MISSOURI (1,075)



AGE



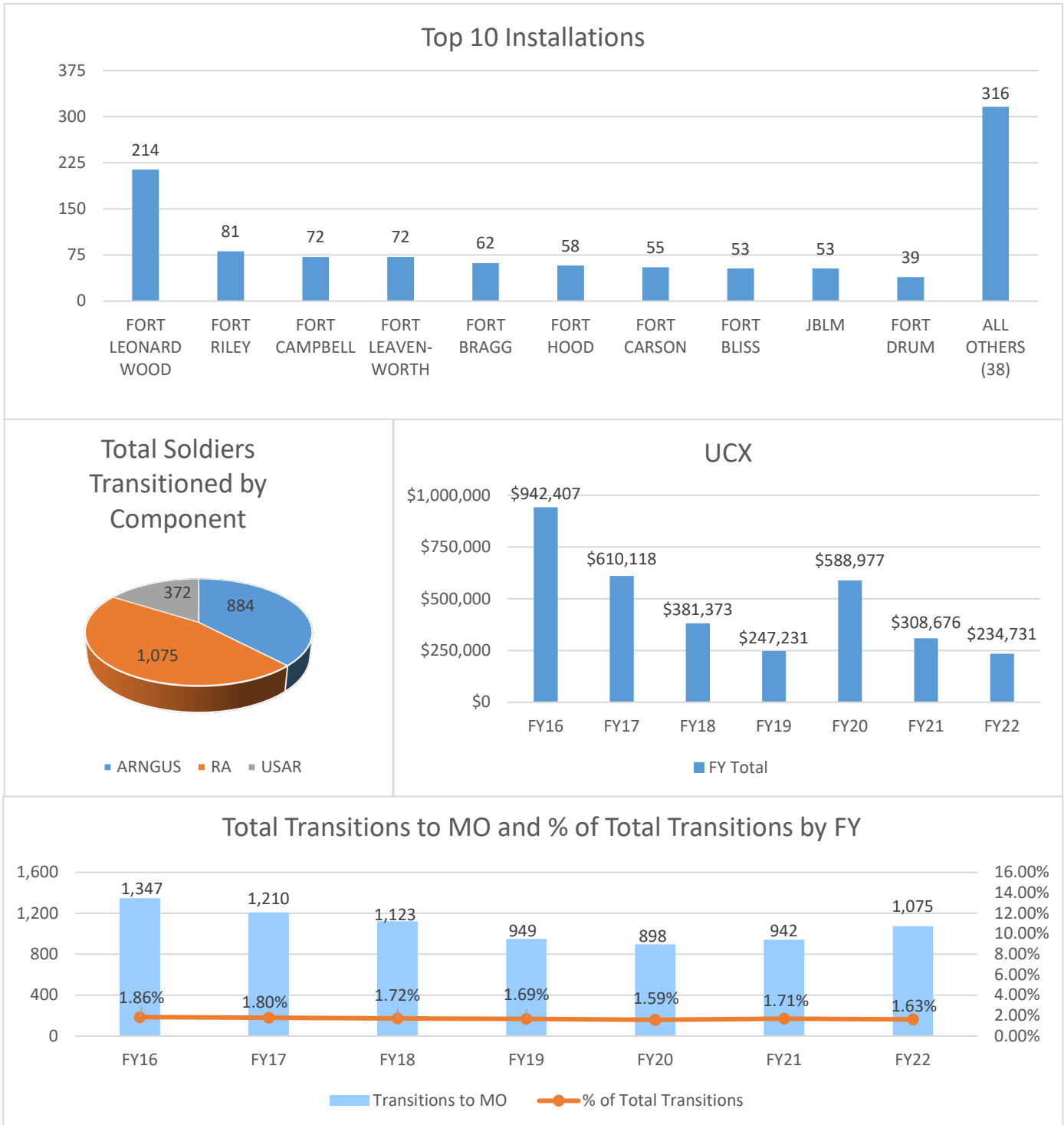
TOP 5 MOS SERIES



The above table and charts contain data extracted from the annual TRANSPROC report and is filtered to show Active Component Soldiers receiving either an Honorable or an Other than Honorable General Discharge. Some of the data in the above charts contain blank fields and may not reflect the total number of Soldiers transitioned to the state.

FY22 MIDWEST

Information on Soldiers Transitioned to Missouri (1,075)



FY22 MIDWEST

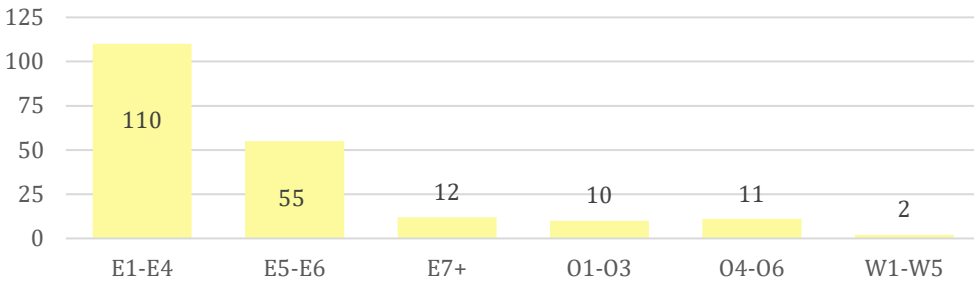
Nebraska

FY22 Nebraska

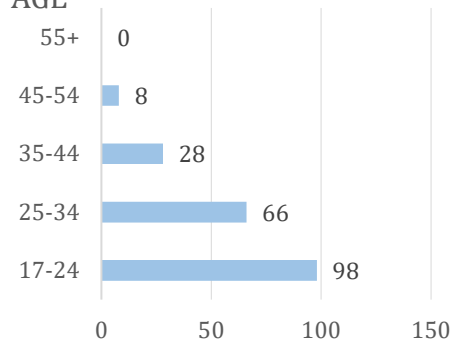
Total Army Records	65,864	
Total Soldiers Entered in NE	258	
Total from NE staying in NE	113	Loss of 145 Nebraskans
Total Soldiers Transitioned to NE	200	Gain of 87 non-Nebraskans

Entered in NE (258)	Transitioned from a base in NE	0	Staying in NE	0	
	N/A		Going to another state		0
	Transitioned from a base NOT in NE	258	Going to NE	113	
			Going to another state		145
Did not enter in NE (65,606)	Transitioned from a base in NE	0	Staying in NE	0	
			Going to another state		0
	Transitioned from a base NOT in NE	65,606	Going to NE	87	
			Going to another state		65,519
			Total to Nebraska	200	
			Total to another state		65,664

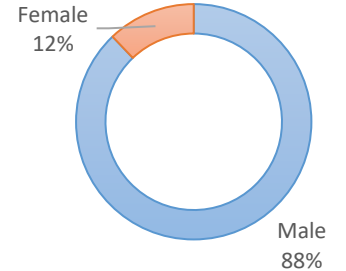
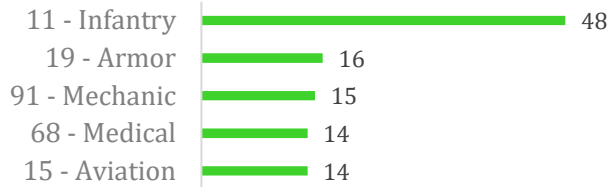
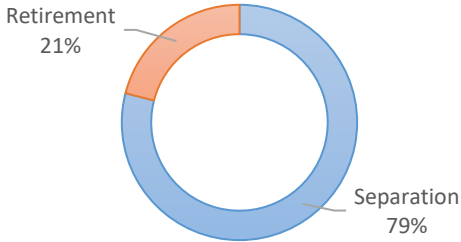
INFORMATION ON SOLDIERS TRANSITIONED TO NEBRASKA (200)



AGE



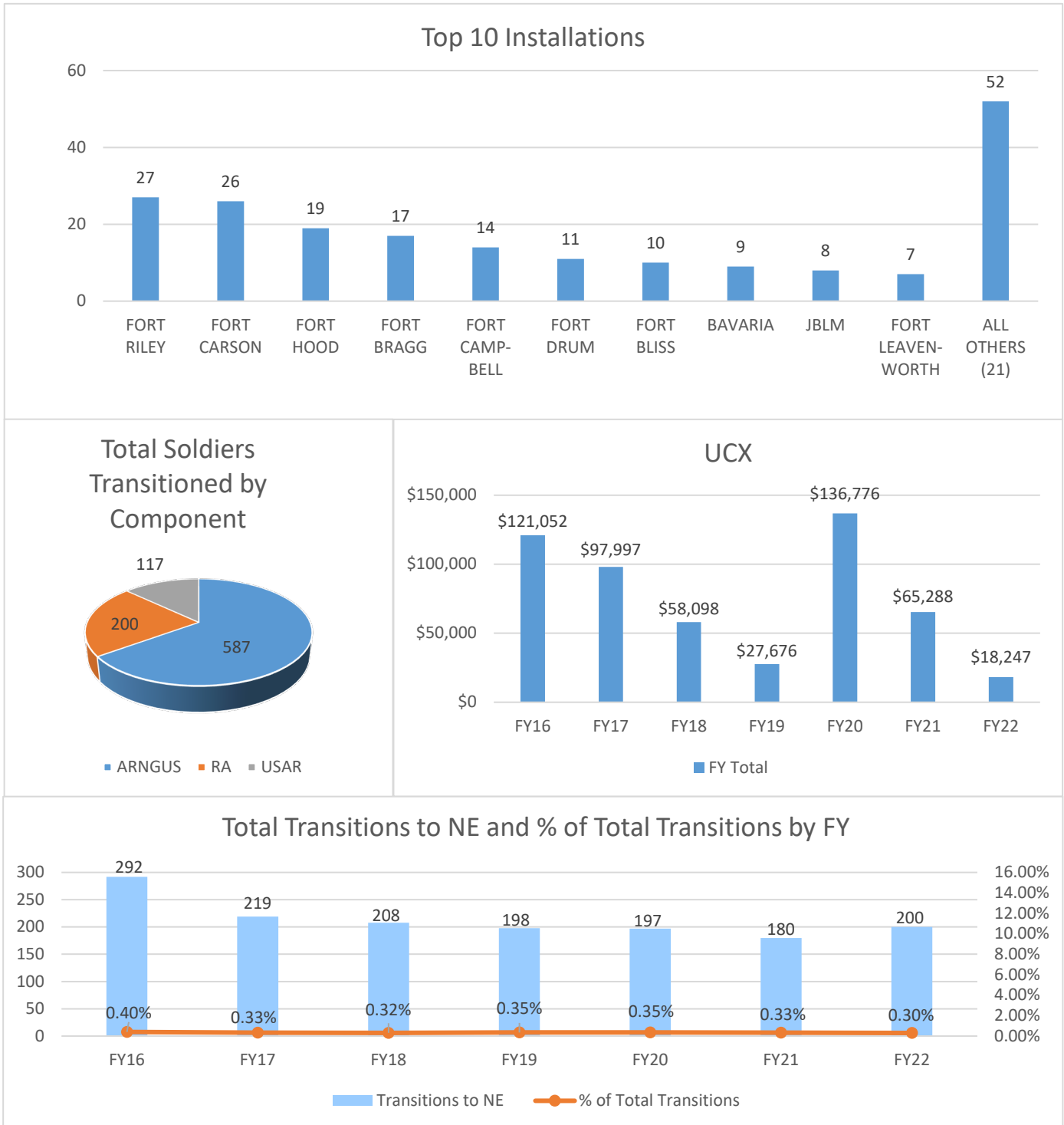
TOP 5 MOS SERIES



The above table and charts contain data extracted from the annual TRANSPROC report and is filtered to show Active Component Soldiers receiving either an Honorable or an Other than Honorable General Discharge. Some of the data in the above charts contain blank fields and may not reflect the total number of Soldiers transitioned to the state.

FY22 MIDWEST

Information on Soldiers Transitioned to Nebraska (200)



FY22 MIDWEST

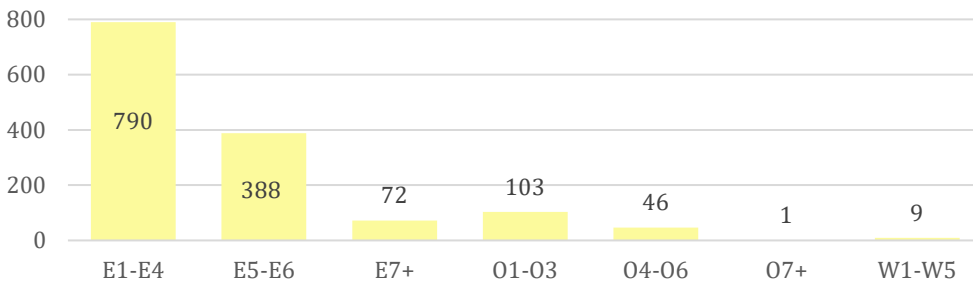
Ohio

FY22 Ohio

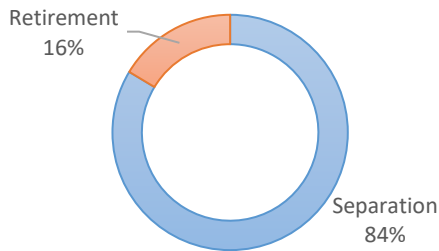
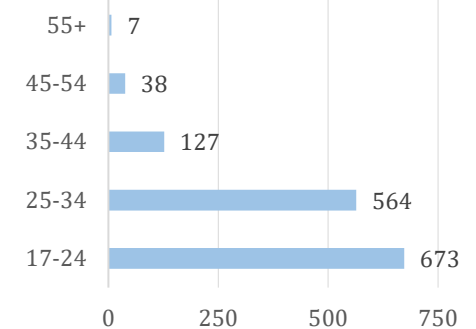
Total Army Records	65,864	
Total Soldiers Entered in OH	2,084	
Total from OH staying in OH	1,086	Loss of 998 Ohioans
Total Soldiers Transitioned to OH	1,409	Gain of 323 non-Ohioans

Entered in OH (2,084)	Transitioned from a base in OH	0	Staying in OH	0
	N/A		Going to another state	0
	Transitioned from a base NOT in OH	2,084	Going to OH	1,086
			Going to another state	998
Did not enter in OH (63,780)	Transitioned from a base in OH	0	Staying in OH	0
			Going to another state	0
	Transitioned from a base NOT in OH	63,780	Going to OH	323
			Going to another state	63,457
			Total to Ohio	1,409
			Total to another state	64,455

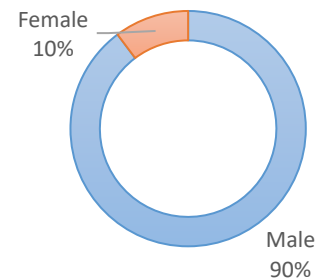
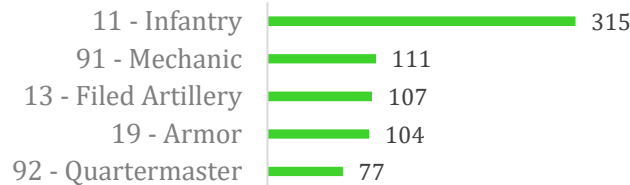
INFORMATION ON SOLDIERS TRANSITIONED TO OHIO (1,409)



AGE



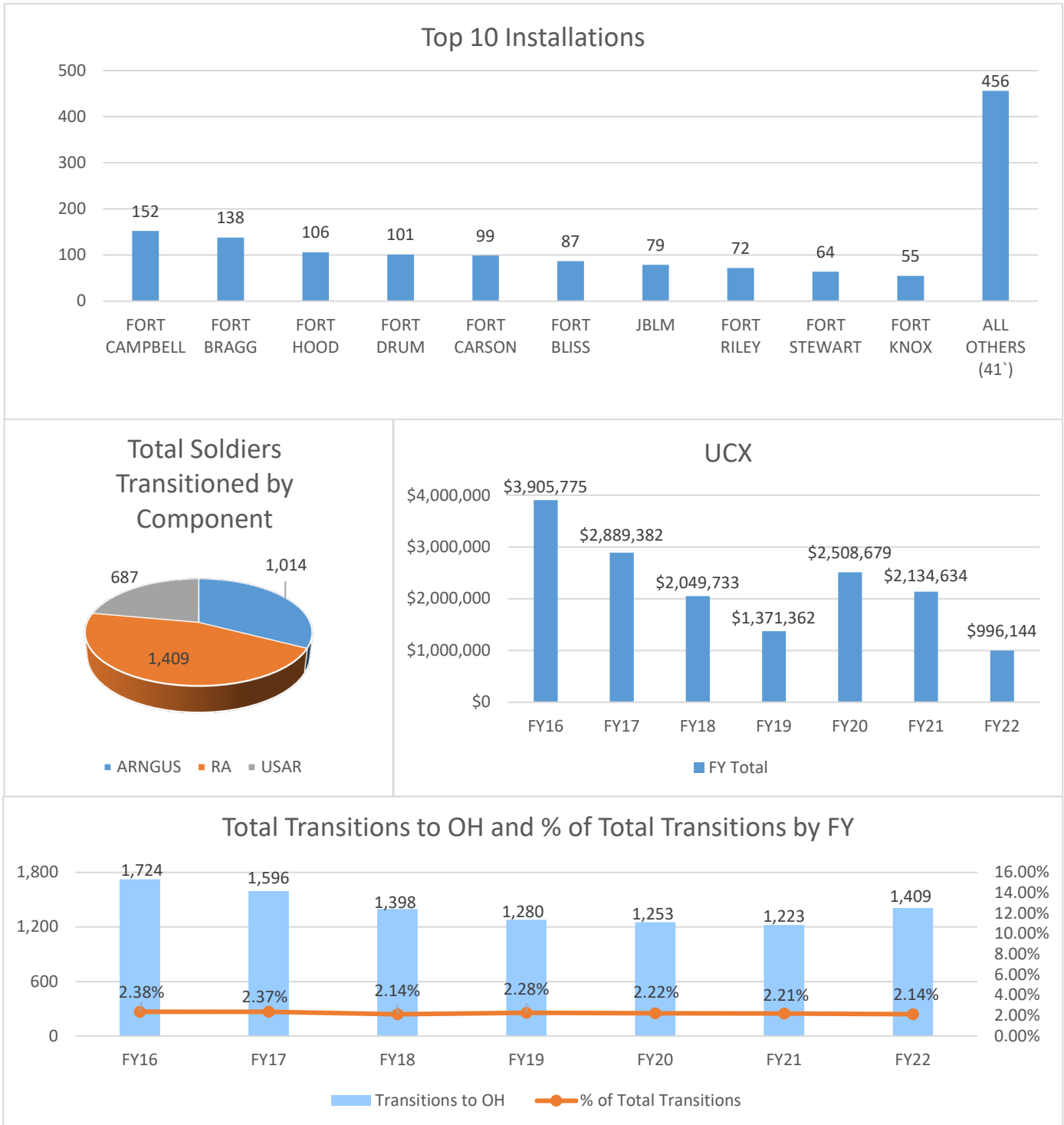
TOP 5 MOS SERIES



The above table and charts contain data extracted from the annual TRANSPROC report and is filtered to show Active Component Soldiers receiving either an Honorable or an Other than Honorable General Discharge. Some of the data in the above charts contain blank fields and may not reflect the total number of Soldiers transitioned to the state.

FY22 MIDWEST

Information on Soldiers Transitioned to Ohio (1,409)



The above table and charts contain data extracted from the annual TRANSPROC report and is filtered to show Active Component Soldiers receiving either an Honorable or an Other than Honorable General Discharge. Some of the data in the above charts contain blank fields and may not reflect the total number of Soldiers transitioned to the state.

FY22 MIDWEST

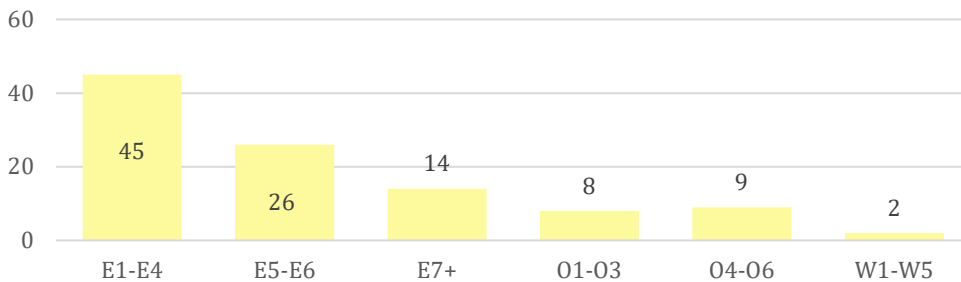
South Dakota

FY22 South Dakota

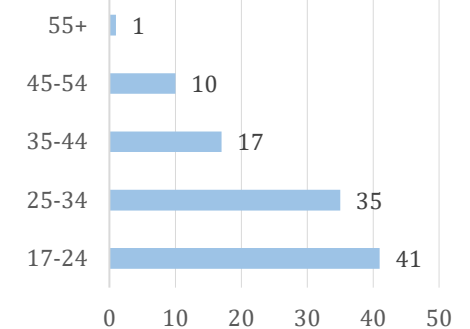
Total Army Records	65,864	
Total Soldiers Entered in SD	201	
Total from SD staying in SD	53	Loss of 148 South Dakotans
Total Soldiers Transitioned to SD	104	Gain of 51 non-South Dakotans

Entered in SD (201)	Transitioned from a base in SD	0	Staying in SD	0	
	N/A		Going to another state		0
	Transitioned from a base NOT in SD	201	Going to SD	53	
			Going to another state		148
Did not enter in SD (65,663)	Transitioned from a base in SD	0	Staying in SD	0	
			Going to another state		0
	Transitioned from a base NOT in SD	65,663	Going to SD	51	
			Going to another state		65,612
			Total to South Dakota	104	
			Total to another state		65,760

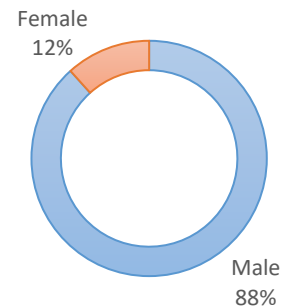
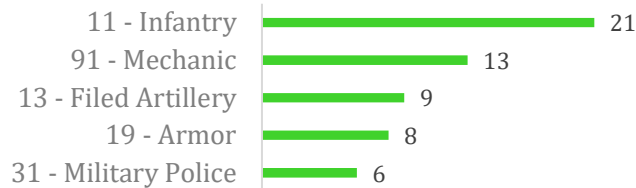
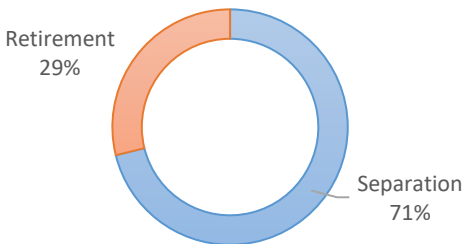
INFORMATION ON SOLDIERS TRANSITIONED TO SOUTH DAKOTA (104)



AGE



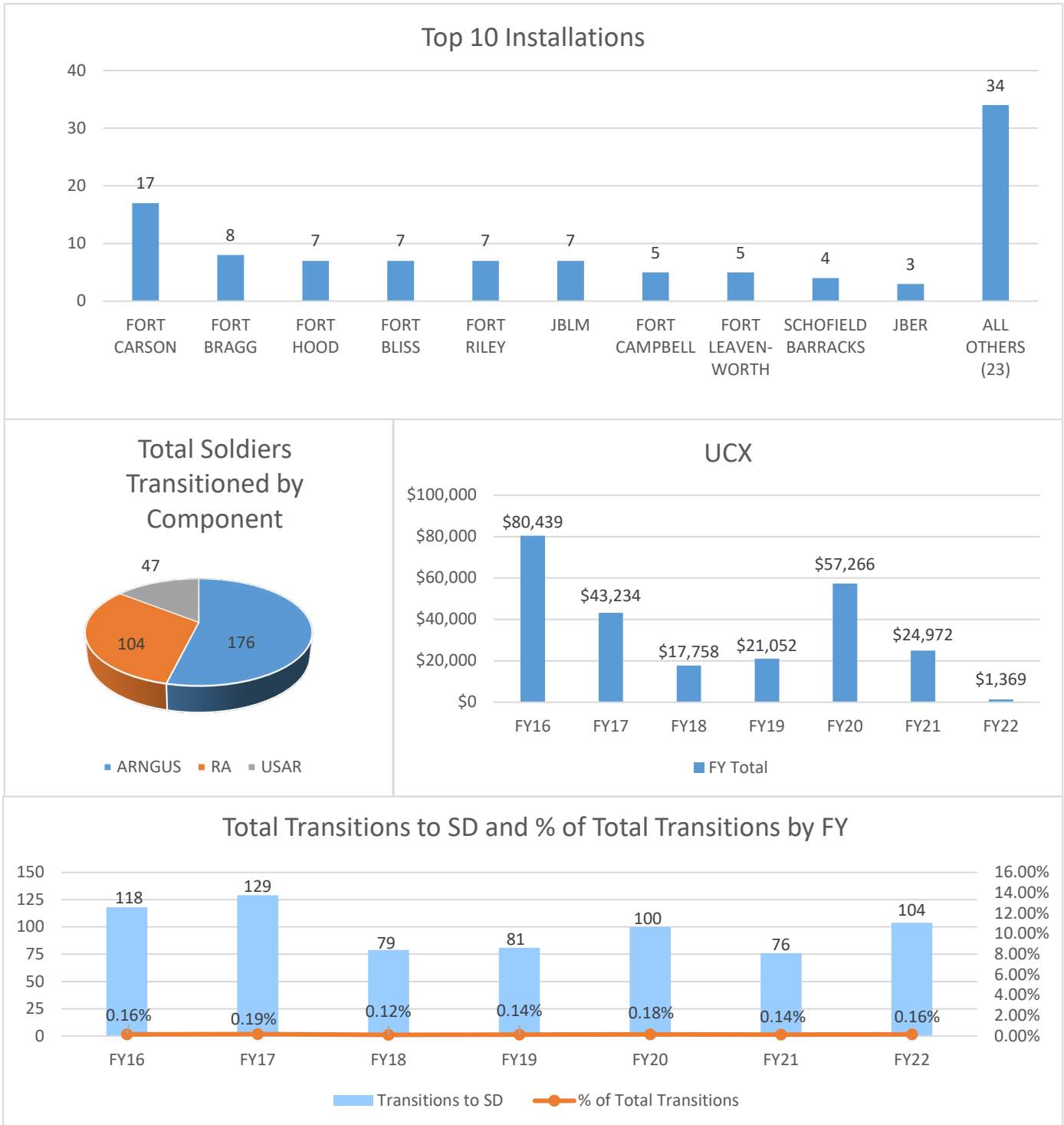
TOP 5 MOS SERIES



The above table and charts contain data extracted from the annual TRANSPROC report and is filtered to show Active Component Soldiers receiving either an Honorable or an Other than Honorable General Discharge. Some of the data in the above charts contain blank fields and may not reflect the total number of Soldiers transitioned to the state.

FY22 MIDWEST

Information on Soldiers Transitioned to South Dakota (104)



FY22 MIDWEST

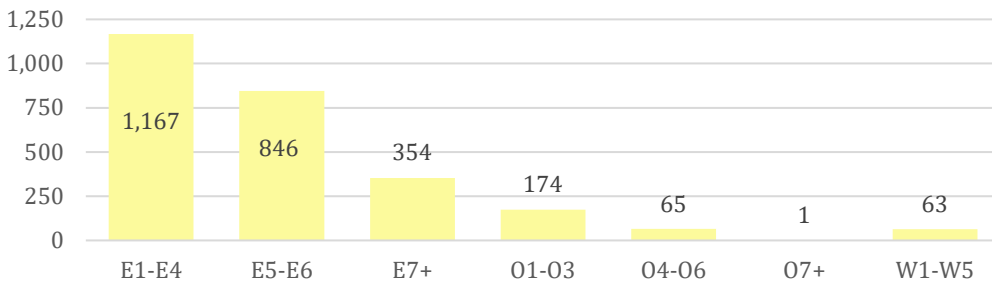
Tennessee

FY22 Tennessee

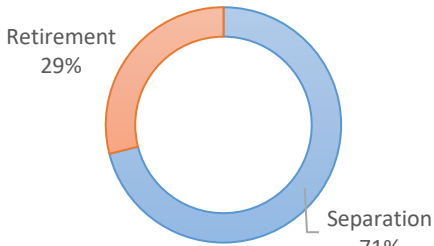
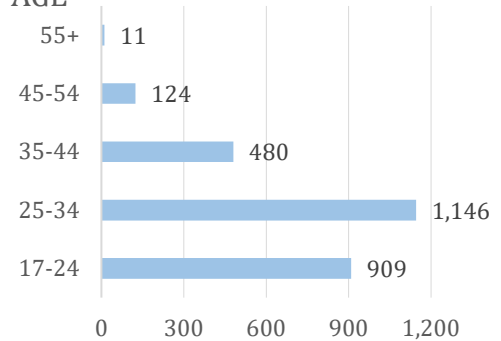
Total Army Records	65,864	
Total Soldiers Entered in TN	2,070	
Total from TN staying in TN	824	Loss of 1,246 Tennesseans
Total Soldiers Transitioned to TN	2,670	Gain of 1,846 non-Tennesseans

Entered in TN (2,070)	Transitioned from a base in TN	0	Staying in TN	0
	N/A		Going to another state	0
	Transitioned from a base NOT in TN	2,070	Going to TN	824
			Going to another state	1,246
Did not enter in TN (63,794)	Transitioned from a base in TN	0	Staying in TN	0
			Going to another state	0
	Transitioned from a base NOT in TN	63,794	Going to TN	1,846
			Going to another state	61,948
			Total to Tennessee	2,670
			Total to another state	63,194

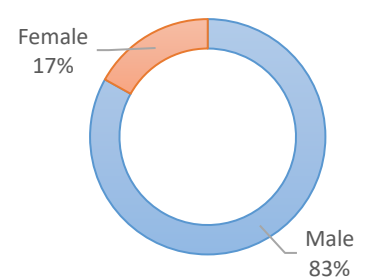
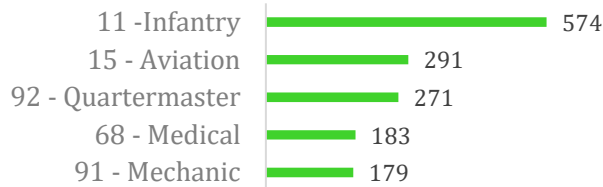
INFORMATION ON SOLDIERS TRANSITIONED TO TENNESSEE (2,670)



AGE



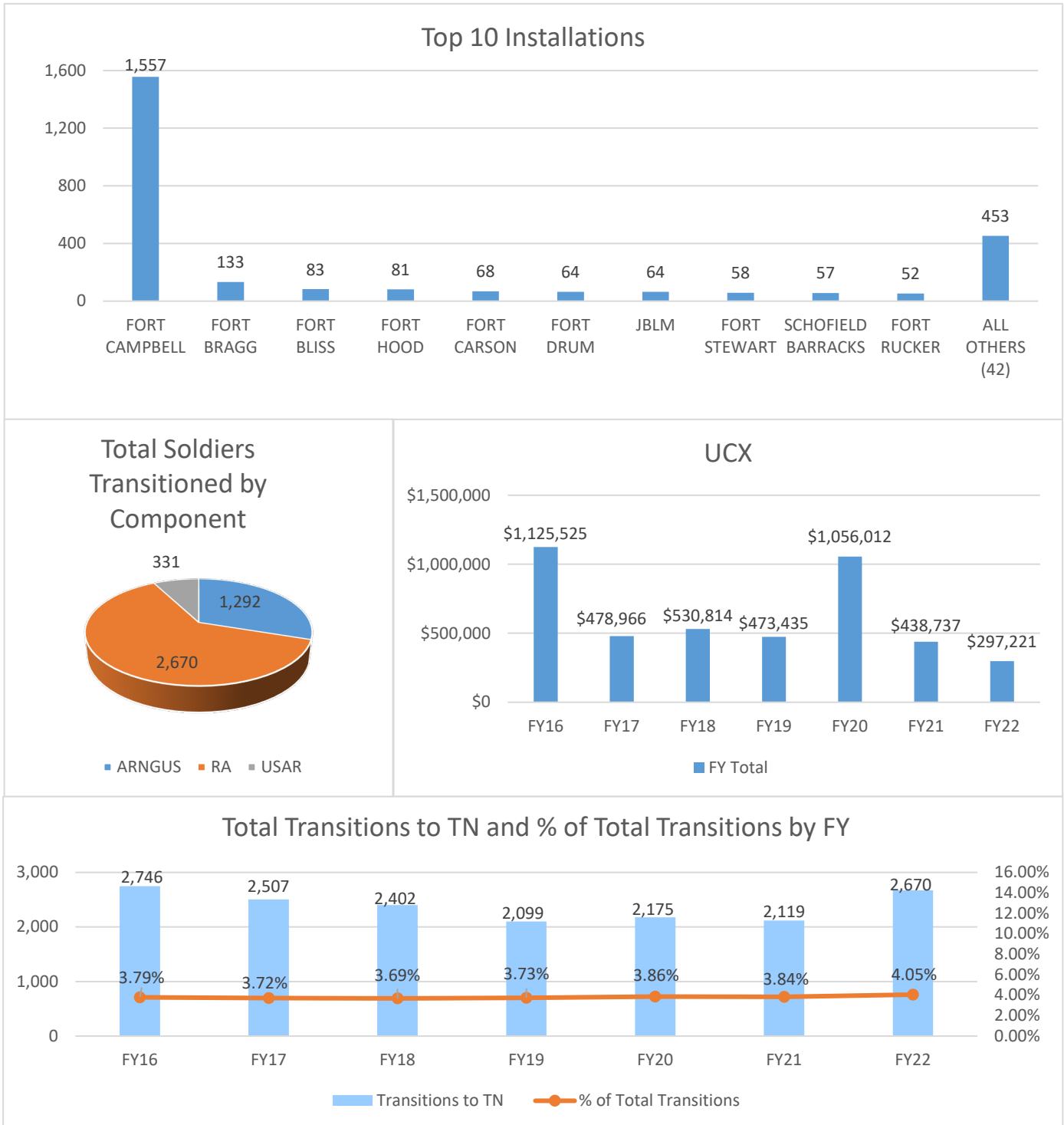
TOP 5 MOS SERIES



The above table and charts contain data extracted from the annual TRANSPROC report and is filtered to show Active Component Soldiers receiving either an Honorable or an Other than Honorable General Discharge. Some of the data in the above charts contain blank fields and may not reflect the total number of Soldiers transitioned to the state.

FY22 MIDWEST

Information on Soldiers Transitioned to Tennessee (2,670)



FY22 MIDWEST

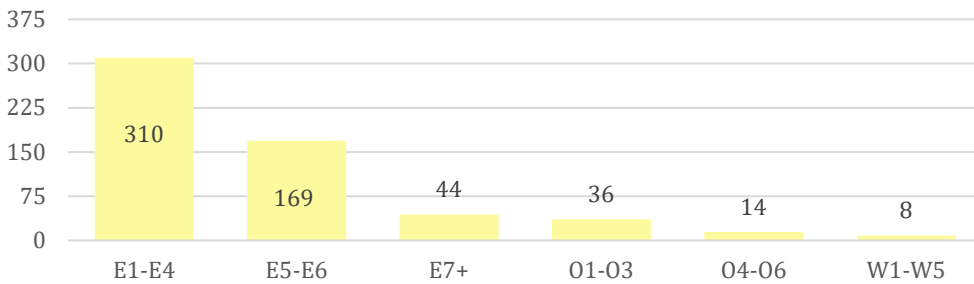
Wisconsin

FY22 Wisconsin

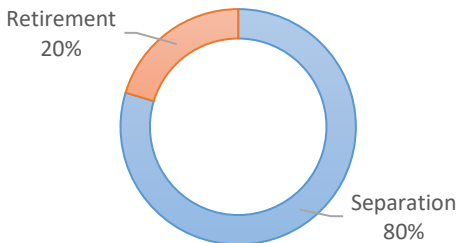
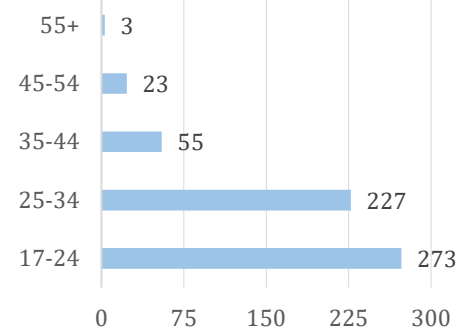
Total Army Records	65,864	
Total Soldiers Entered in WI	870	
Total from WI staying in WI	380	Loss of 490 Wisconsin
Total Soldiers Transitioned to WI	581	Gain of 201 non-Wisconsin

Entered in WI (870)	Transitioned from a base in WI	11	Staying in WI	5	
	Fort McCoy 11(5/6)		Going to another state		6
	Transitioned from a base NOT in WI	859	Going to WI	375	
			Going to another state		484
Did not enter in WI (64,994)	Transitioned from a base in WI	103	Staying in WI	28	
			Going to another state		75
	Transitioned from a base NOT in WI	64,891	Going to WI	173	
			Going to another state		64,718
			Total to Wisconsin	581	
			Total to another state		65,283

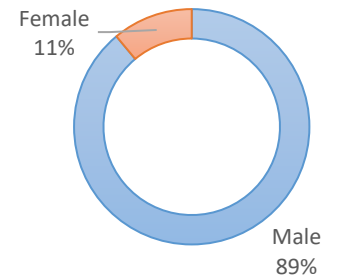
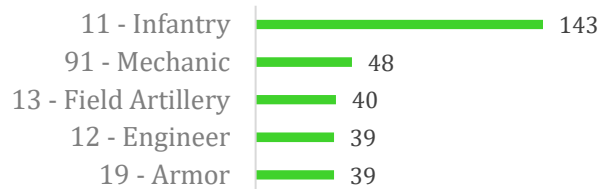
INFORMATION ON SOLDIERS TRANSITIONED TO WISCONSIN (581)



AGE



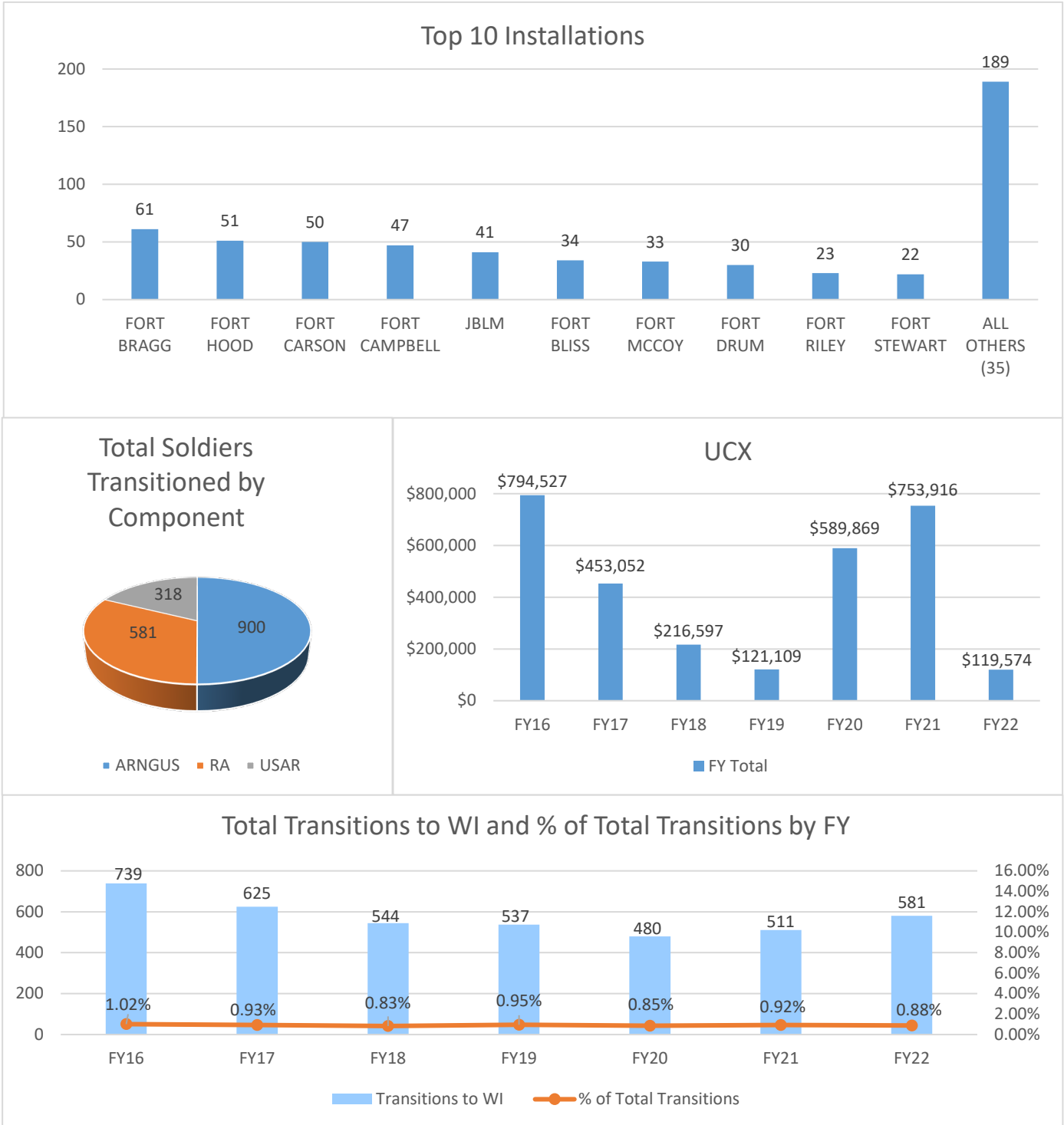
TOP 5 MOS SERIES



The above table and charts contain data extracted from the annual TRANSPROC report and is filtered to show Active Component Soldiers receiving either an Honorable or an Other than Honorable General Discharge. Some of the data in the above charts contain blank fields and may not reflect the total number of Soldiers transitioned to the state.

FY22 MIDWEST

Information on Soldiers Transitioned to Wisconsin (581)



FY22 MIDWEST

Contact/ Company Information

Joseph Prestigiacomо Sr. Research Analyst
Tanya Wright Research Analyst

U.S. Army Soldier for Life
251 18th Street South, Arlington, VA 22202
Tel (703) 545-2637
Email: usarmy.pentagon.hqda-dcs-g-1.mbx.soldier-for-life@army.mil
<https://soldierforlife.army.mil/Transitioned-Soldier-Analytics>

