



Nebraska



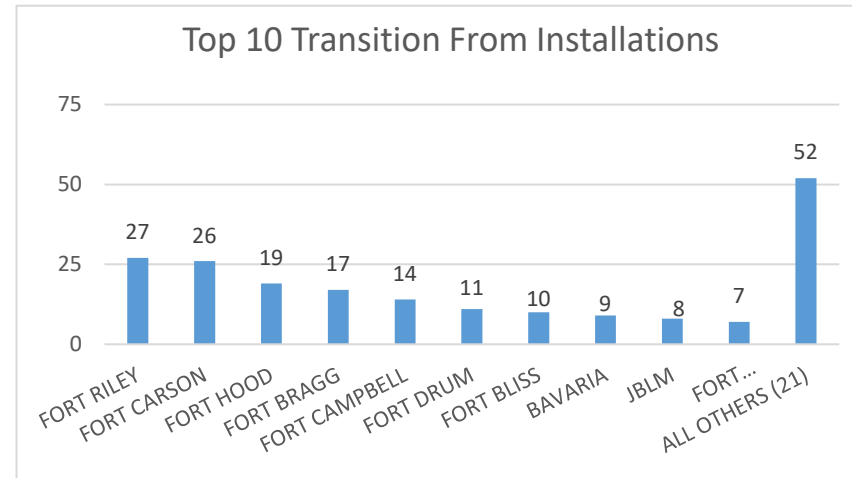
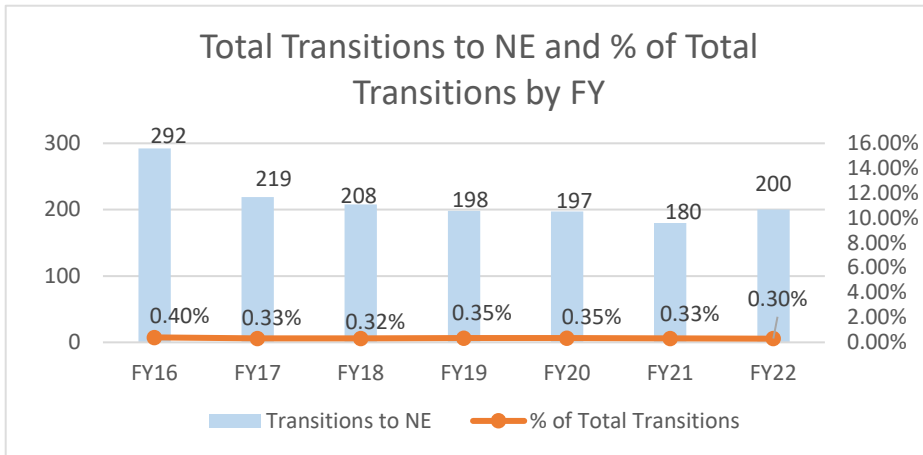
Nebraska ranked 42nd in Regular Army (RA) soldier transitions. <1.0% (200) of the RA population for FY22 transitioned to Nebraska.

Top 5 MSAs* in NE	FY22 Transitioned Soldiers
Omaha	94
N/A (Rural)	66
Lincoln	26
Grand Island	9
Sioux City	4

*N/A Rural describes an area that is considered a Micropolitan Area, or less in population.

NE FY22 RA Transitions

- **65,864** (left the Army)
- **258** (Joined in NE)
- **113** (returned to NE; **about 74% loss**)
- **87** (outsiders moved to NE)
- ❖ **200** to NE



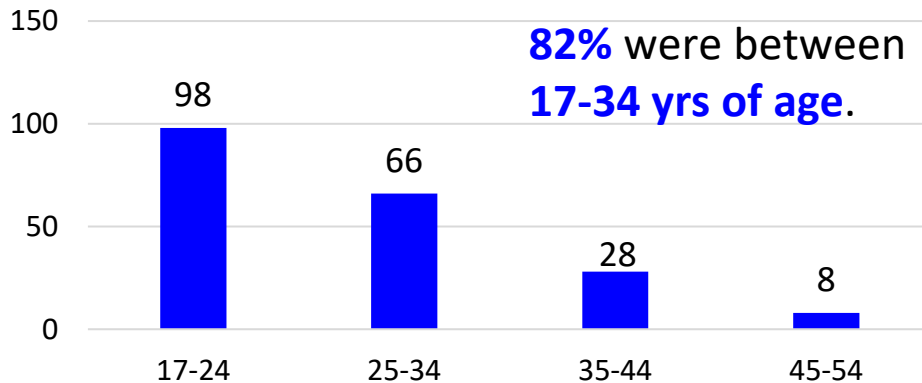
* MSA stands for Metropolitan Statistical Area. A MSA is a predetermined land area that contains a population center with at least 50,000 people residing within its borders. A Micropolitan Area has a population center of at least 10,000 but less than 50,000 (Census Bureau). Some MSAs split states however the numbers only reflect those that transitioned to the NE side of the MSA.

Nebraska

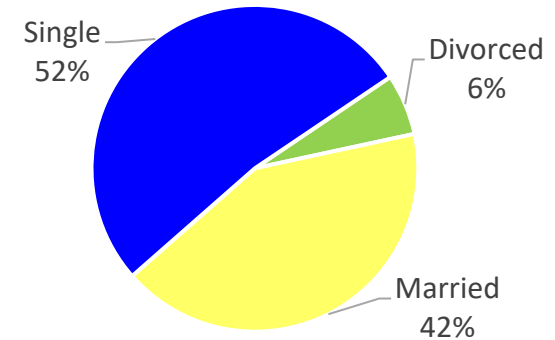
Demographics of the 200 RA soldiers that transitioned to Nebraska in FY22.

Age

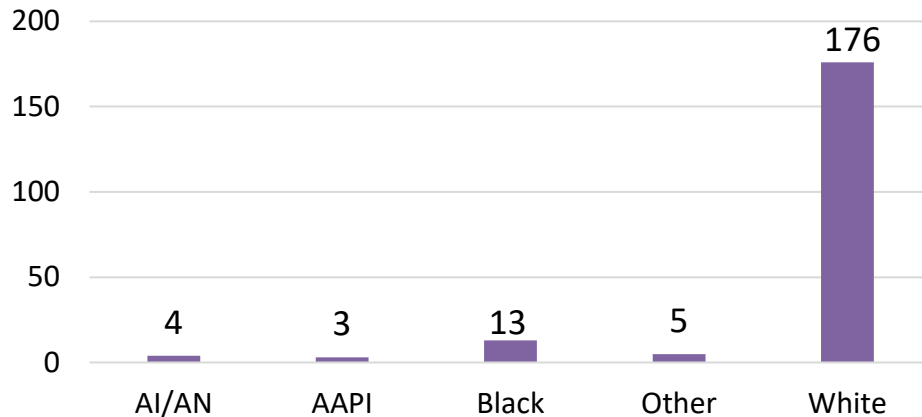
82% were between 17-34 yrs of age.



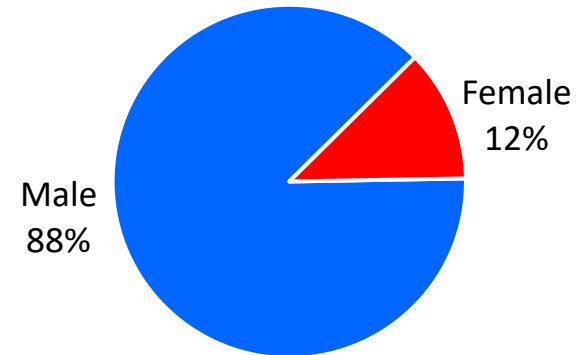
Marital Status



Race*



Gender



*Note: AAPI= Asian Pacific Islander AI/AN= American Indian/ Alaska Native



Nebraska



Demographics of RA Soldiers that transitioned to Nebraska in FY22

