



Vermont

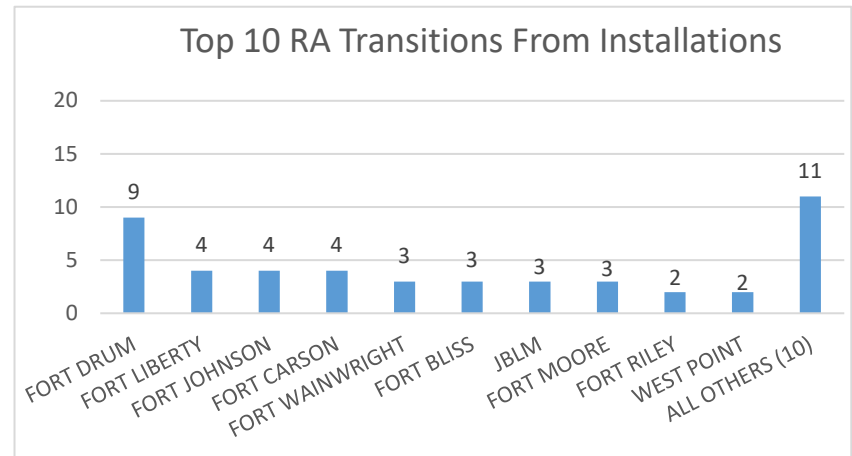
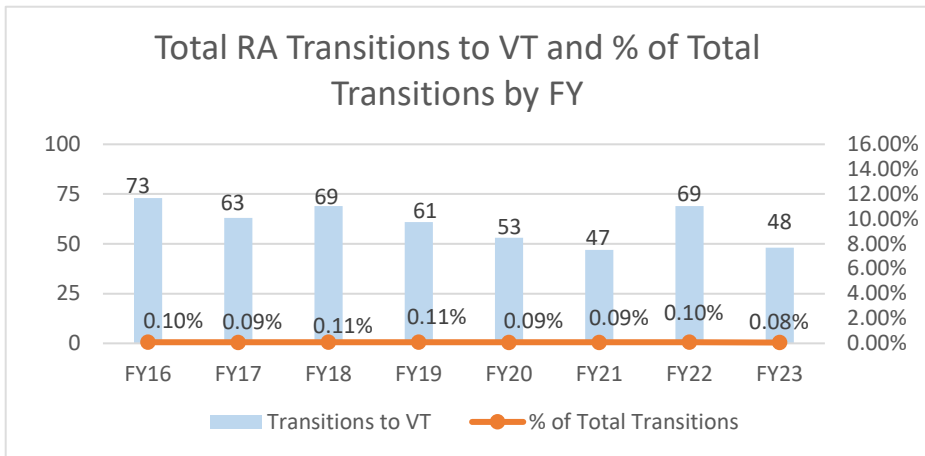


¹ Vermont ranked 52nd in Regular Army (RA) soldier transitions. <1.0% (48) of the RA population for FY23 transitioned to Vermont.

| Top Transitioned to MSA* | FY23 RA Transitioned Soldiers |
|--------------------------|-------------------------------|
| N/A (Rural) | 37 |
| Burlington | 11 |

VT FY23 RA Transitions

- **59,535** (left the Army)
- **28** (Joined in VT)
- **3** (returned to VT; **about 90% loss**)
- **45** (outsiders moved to VT)
- ❖ **48 to VT**



¹ Due to the small population of transitioned RA Soldiers to the state, all three Components are examined in all data points for this presentation unless otherwise specified
 *MSA stands for Metropolitan Statistical Area. A MSA is a predetermined land area that contains a population center with at least 50,000 people residing within its borders. A Micropolitan Area has a population center of at least 10,000 but less than 50,000 (Census Bureau). N/A Rural describes an area that is considered a Micropolitan Area, or less in population. **ALL** data represents **ONLY** those with Honorable/general service.

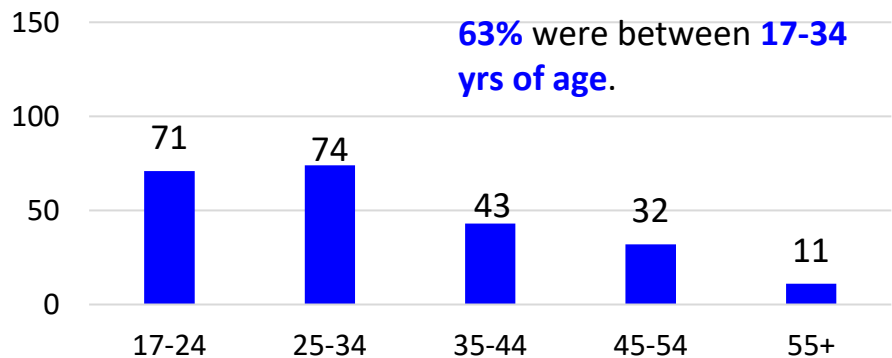


Vermont

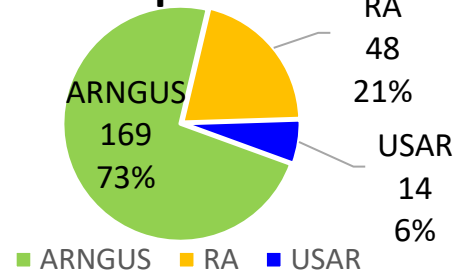


Demographics of the 231 soldiers that transitioned to Vermont in FY23.

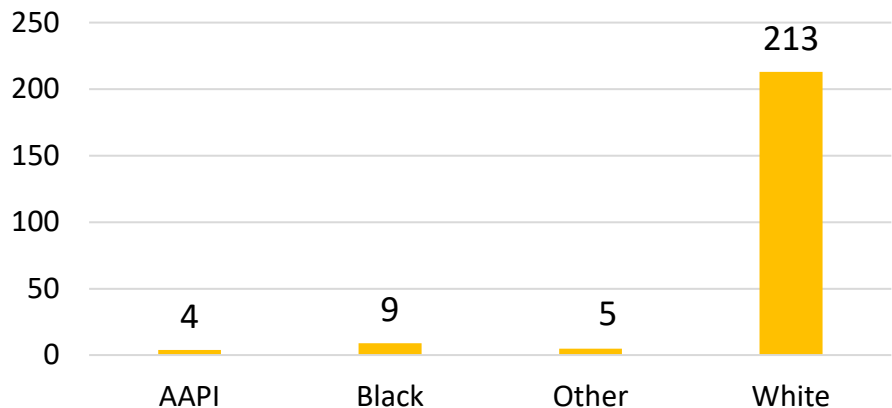
Age



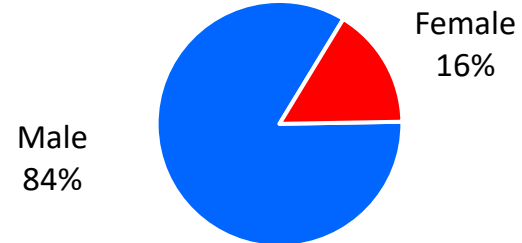
Component



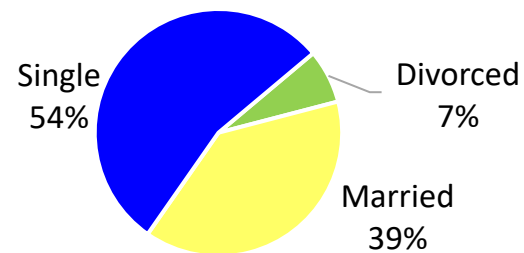
Race*



Gender



Marital Status



*Note: AI/AN= American Indian/Alaska Native; AAPI= Asian American Pacific Islander; Other= blank, other and unknown



Vermont



Demographics of the soldiers that transitioned to Vermont in FY23.

