



# New Hampshire

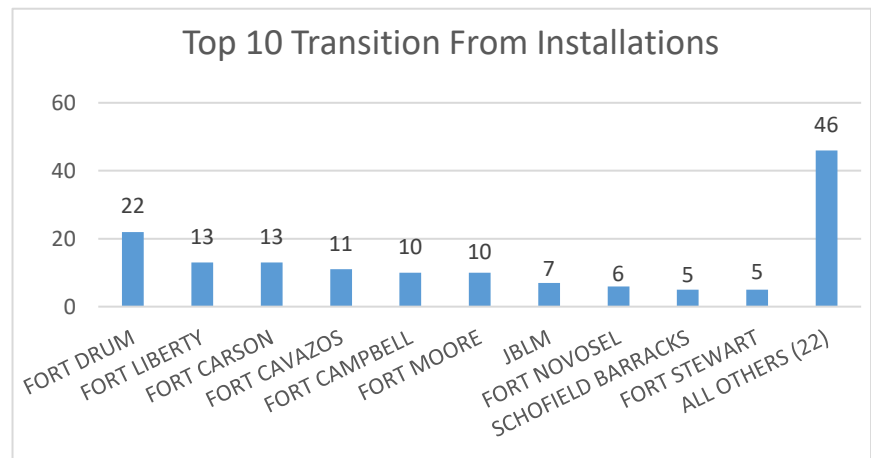
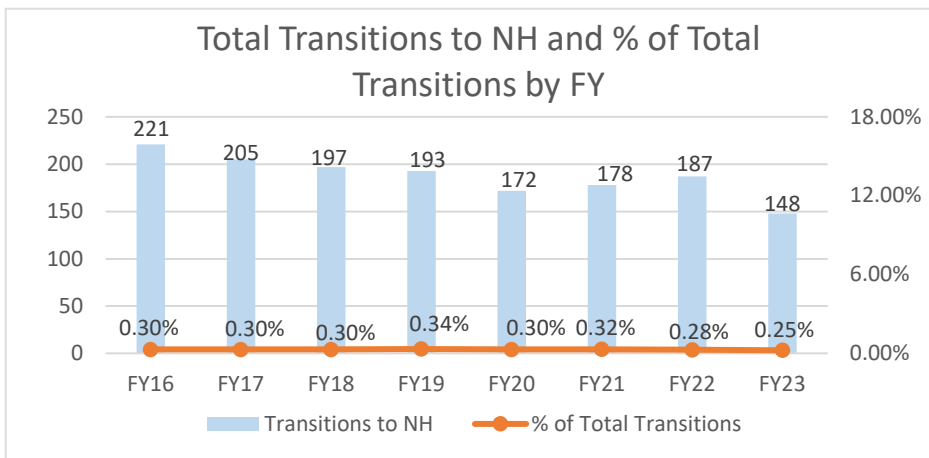


New Hampshire ranked 43<sup>rd</sup> in Regular Army (RA) soldier transitions. <1% (148) of the RA population for FY23 transitioned to New Hampshire.

Top MSAs* in NH	FY23 Transitioned Soldiers
N/A (Rural)	53
Manchester	51
Boston	44

## NH FY23 RA Transitions

- **59,535** (left the Army)
- **22** (Joined in NH)
- **9** (returned to NH; **about 59% loss**)
- **139** (outsiders moved to NH)
- ❖ **148 to NH**



MSA stands for Metropolitan Statistical Area. A MSA is a predetermined land area that contains a population center with at least 50,000 people residing within its borders. A Micropolitan Area has a population center of at least 10,000 but less than 50,000 (Census Bureau). N/A Rural describes an area that is considered a Micropolitan Area, or less in population. Some of the MSAs split states but the numbers only reflect NH. **ALL** numbers are those with Honorable/general service.



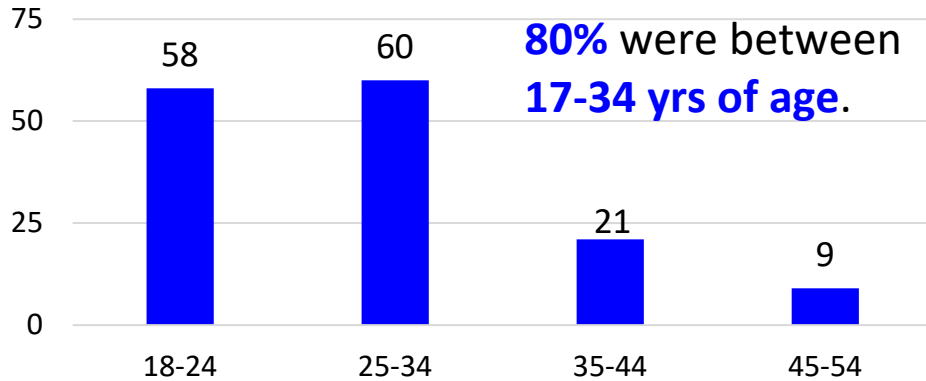
# New Hampshire



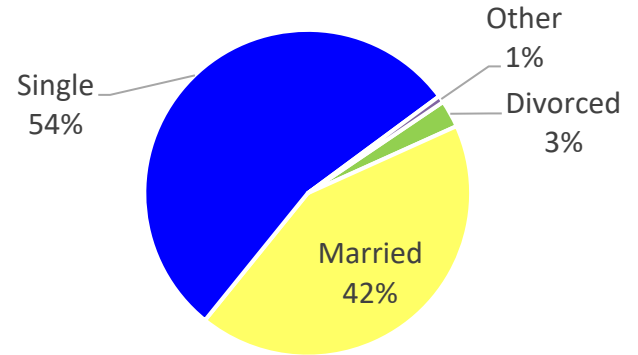
Demographics of the 148 RA soldiers that transitioned to New Hampshire in FY23.

## Age

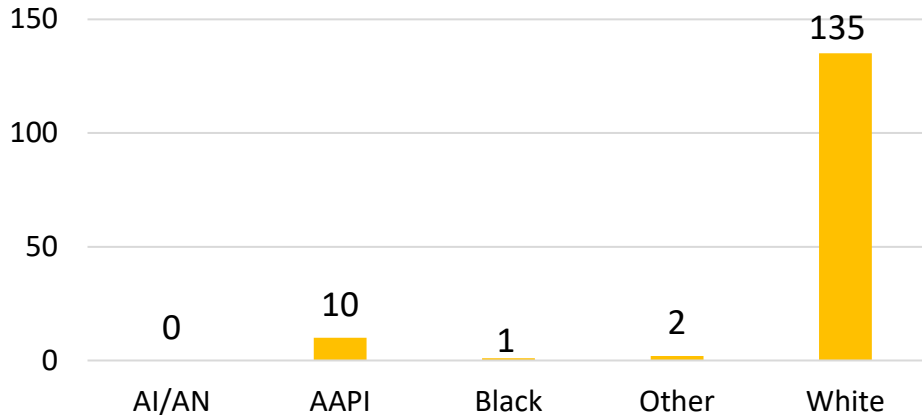
80% were between 17-34 yrs of age.



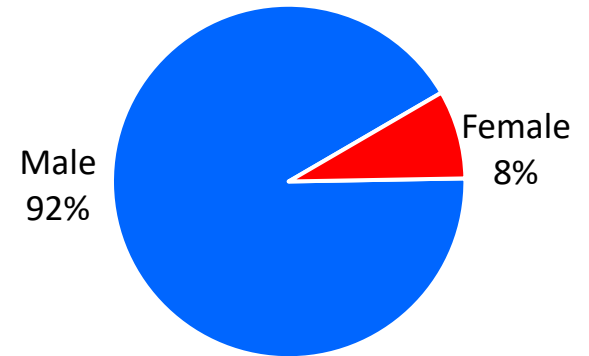
## Marital Status



## Race\*



## Gender



\*Note: AI/AN= American Indian/Alaska Native; AAPI= Asian American Pacific Islander; Other= blank, other and unknown



# New Hampshire



Demographics of RA Soldiers that transitioned to New Hampshire in FY23.

