



Nebraska

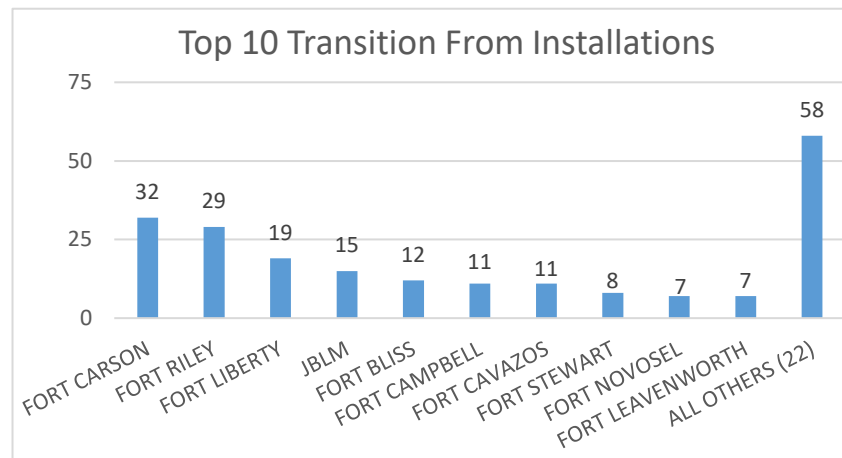
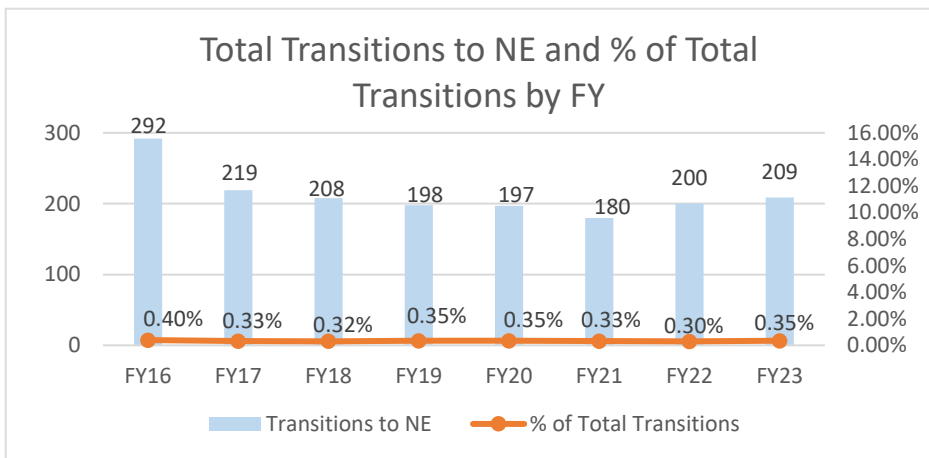


Nebraska ranked 41st in Regular Army (RA) soldier transitions. <1.0% (209) of the RA population for FY23 transitioned to Nebraska.

| Top MSAs* in NE | FY23 Transitioned Soldiers |
|-----------------|----------------------------|
| Omaha | 87 |
| N/A (Rural) | 74 |
| Lincoln | 39 |
| Grand Island | 4 |
| Sioux City | 4 |

NE FY23 RA Transitions

- **59,535** (left the Army)
- **265** (Joined in NE)
- **139** (returned to NE; **about 48% loss**)
- **70** (outsiders moved to NE)
- ❖ **209** to NE



* MSA stands for Metropolitan Statistical Area. A MSA is a predetermined land area that contains a population center with at least 50,000 people residing within its borders. A Micropolitan Area has a population center of at least 10,000 but less than 50,000 (Census Bureau). N/A Rural describes an area that is considered a Micropolitan Area, or less in population. Some MSAs split states however the numbers only reflect those that transitioned to NE. **ALL** numbers are those with Honorable/general service.

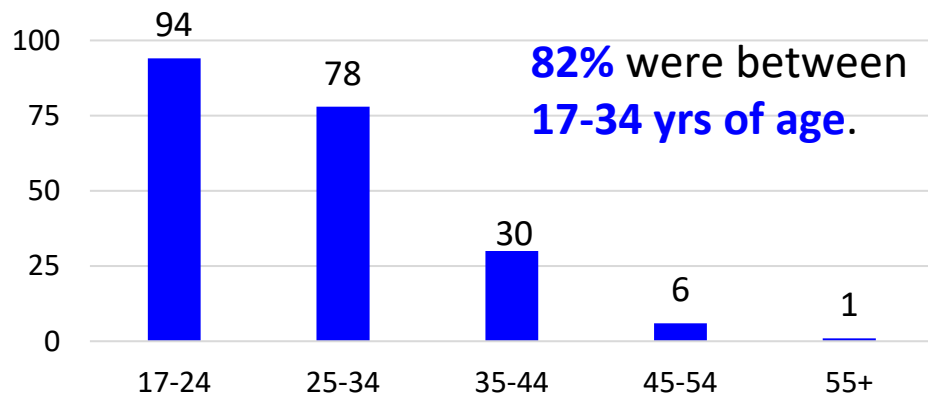


Nebraska

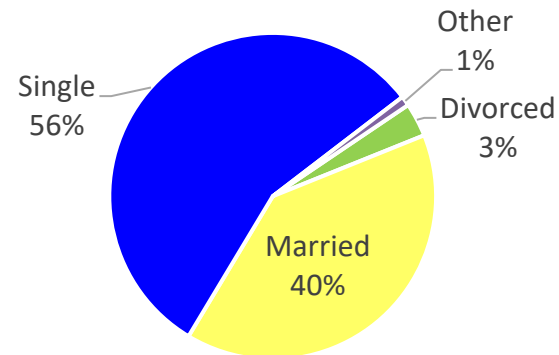


Demographics of the 209 RA soldiers that transitioned to Nebraska in FY23.

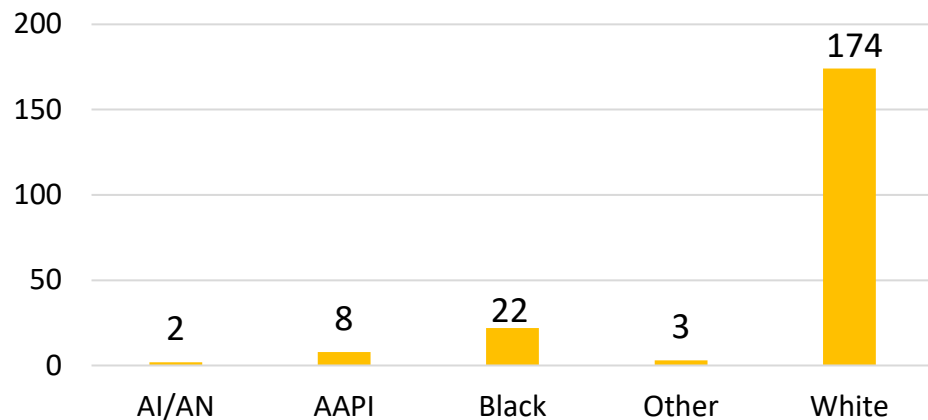
Age



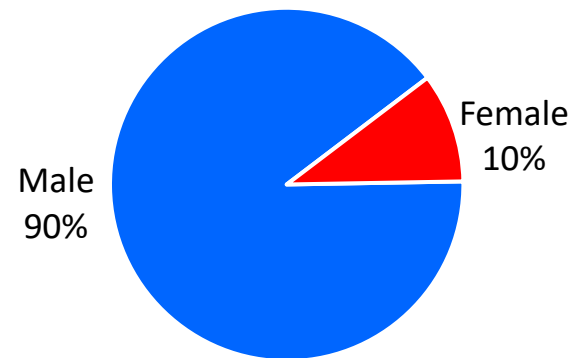
Marital Status



Race*



Gender



*Note: AI/AN= American Indian/Alaska Native; AAPI= Asian American Pacific Islander; Other= blank, other and unknown



Nebraska



Demographics of RA Soldiers that transitioned to Nebraska in FY23.

