



Mississippi

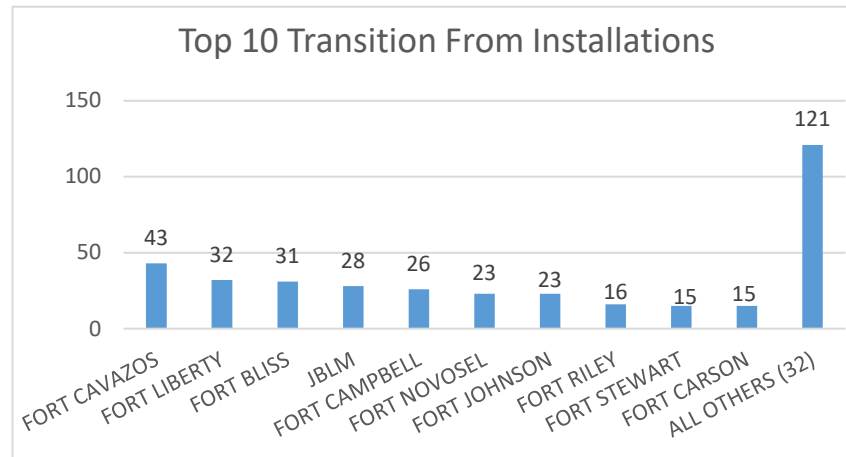
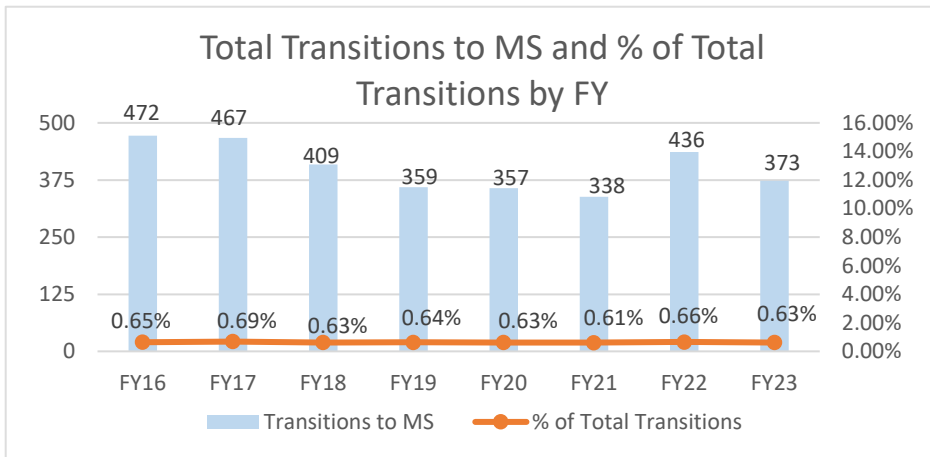


Mississippi ranked 32nd in Regular Army (RA) soldier transitions. 1% (373) of the RA population for FY23 transitioned to Mississippi.

Top MSAs* in MS	FY23 Transitioned Soldiers
N/A (Rural)	134
Gulfport	88
Jackson	71
Memphis	42
Hattiesburg	38

MS FY23 RA Transitions

- **59,535** (left the Army)
- **315** (Joined in MS)
- **158** (returned to MS; **about 50% loss**)
- **215** (outsiders moved to MS)
- ❖ **373** to MS



*MSA stands for Metropolitan Statistical Area. A MSA is a predetermined land area that contains a population center with at least 50,000 people residing within its borders. A Micropolitan Area has a population center of at least 10,000 but less than 50,000 (Census Bureau). N/A (Rural) describes an area that is considered a Micropolitan Area, or less in population. Some of the MSAs split states but the numbers only reflect those that transitioned to MS. **ALL** numbers are those with Honorable/general service.



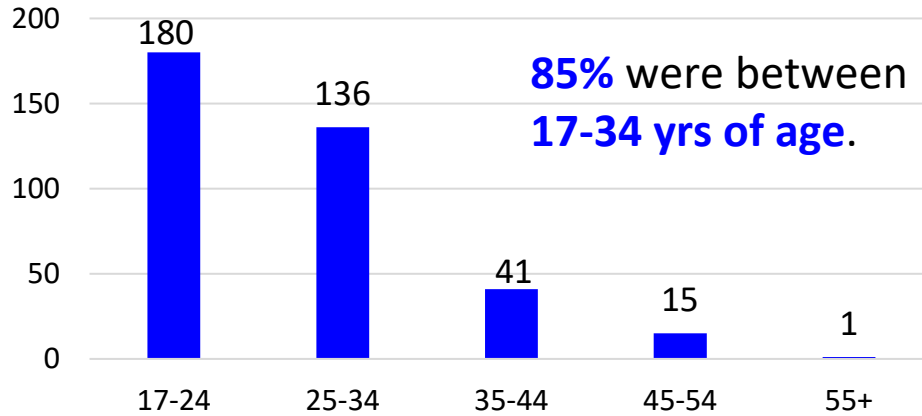
Mississippi



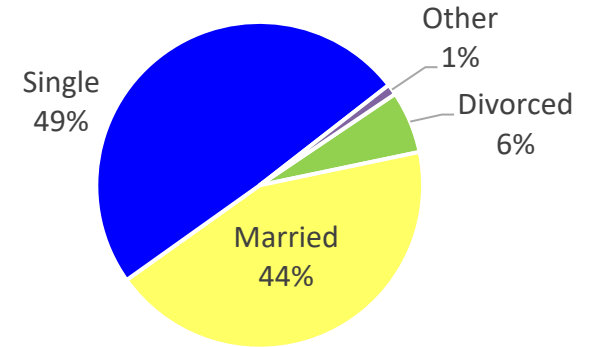
Demographics of the 373 RA soldiers that transitioned to Mississippi in FY23.

Age

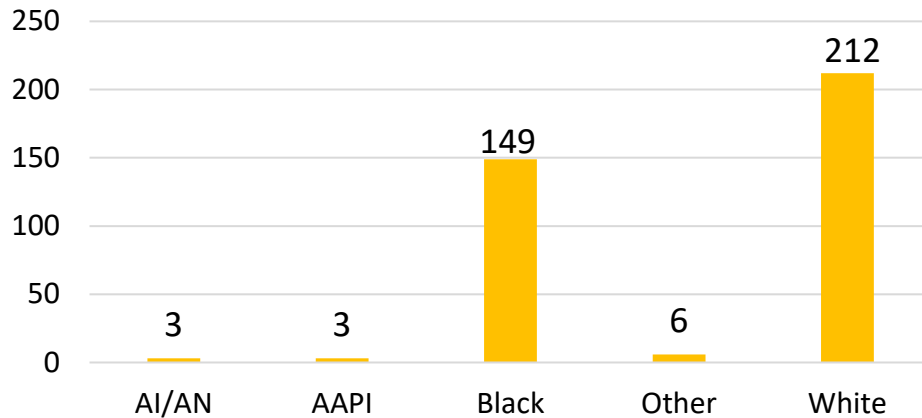
85% were between 17-34 yrs of age.



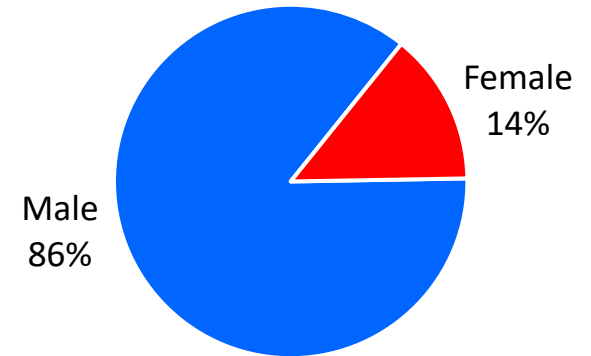
Marital Status



Race*



Gender



*Note: AI/AN= American Indian/Alaska Native; AAPI= Asian American Pacific Islander; Other= blank, other and unknown



Mississippi



Demographics of RA Soldiers that transitioned to Mississippi in FY23.

