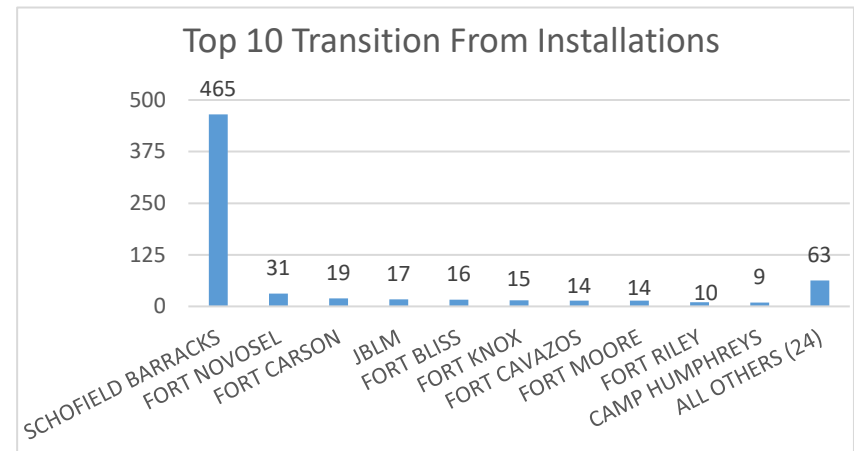
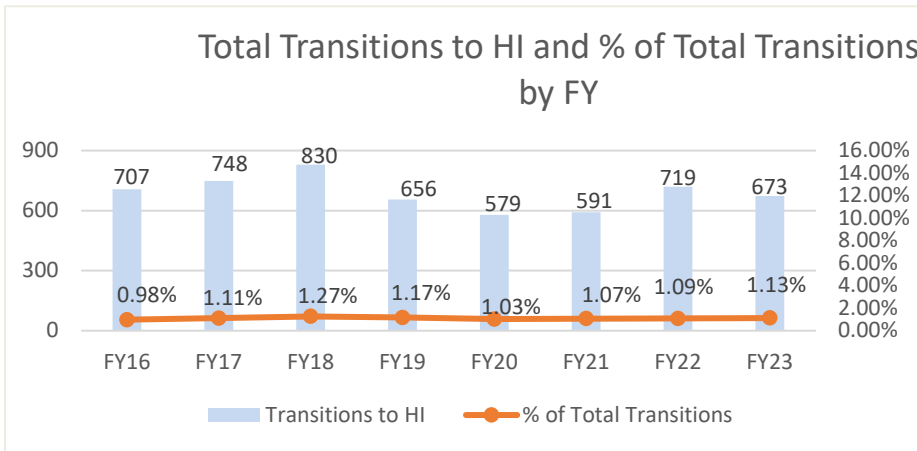


Hawaii ranked 24th in Regular Army (RA) soldier transitions. 1.0% (673) of the RA population for FY23 transitioned to Hawaii.

Top 5 MSAs* in HI	FY23 Transitioned Soldiers
**Urban-Honolulu	1,627
N/A	413
Maui	78

HI FY23 RA Transitions

- **59,535** (left the Army)
- **459** (Joined in HI)
- **157** (returned to HI; **about 66% loss**)
- **516** (outsiders moved to HI)
- ❖ **673** to HI



*MSA stands for Metropolitan Statistical Area. A MSA is a predetermined land area that contains a population center with at least 50,000 people residing within its borders (Census Bureau). N/A Rural is describes an area that is considered a Micropolitan Area, or less in population.
 ALL data represents **ONLY** those with Honorable/general service.
 ** represents an installation at that MSA.



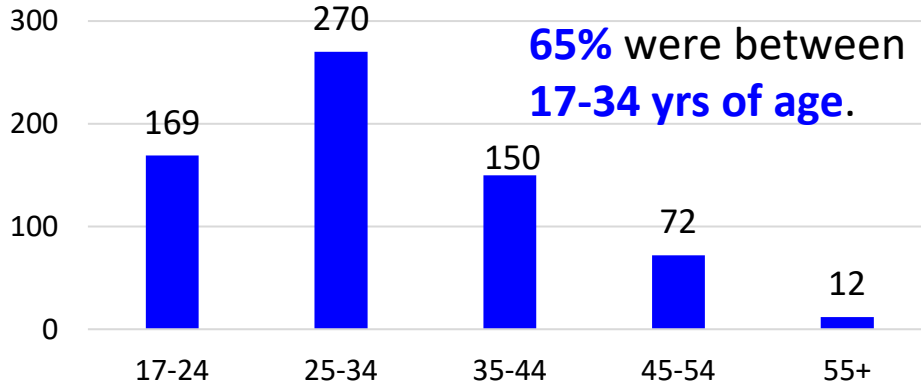
Hawaii



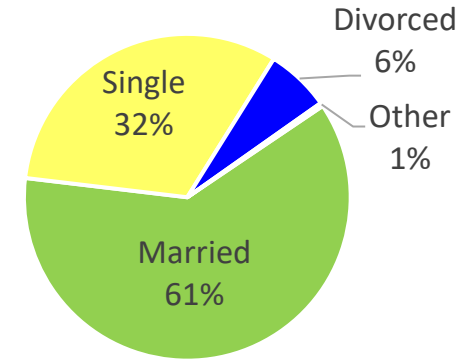
Demographics of the 673 RA soldiers that transitioned to Hawaii in FY23.

Age

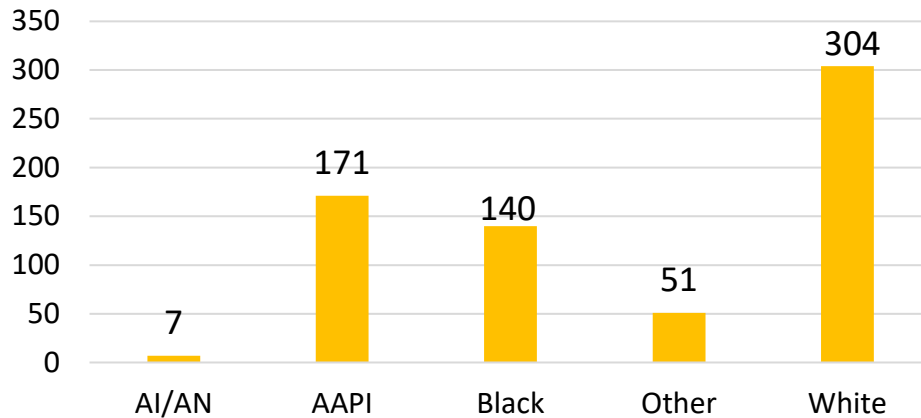
65% were between 17-34 yrs of age.



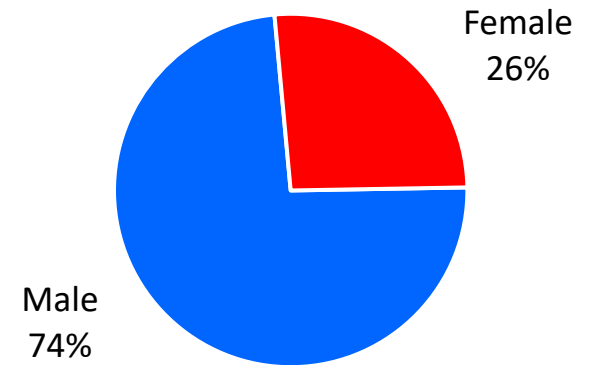
Marital Status



Race*



Gender



*Note: AI/AN= American Indian/Alaska Native; AAPI= Asian American Pacific Islander; Other= blank, other and unknown



Hawaii



Demographics of RA Soldiers that transitioned to Hawaii in FY23.

