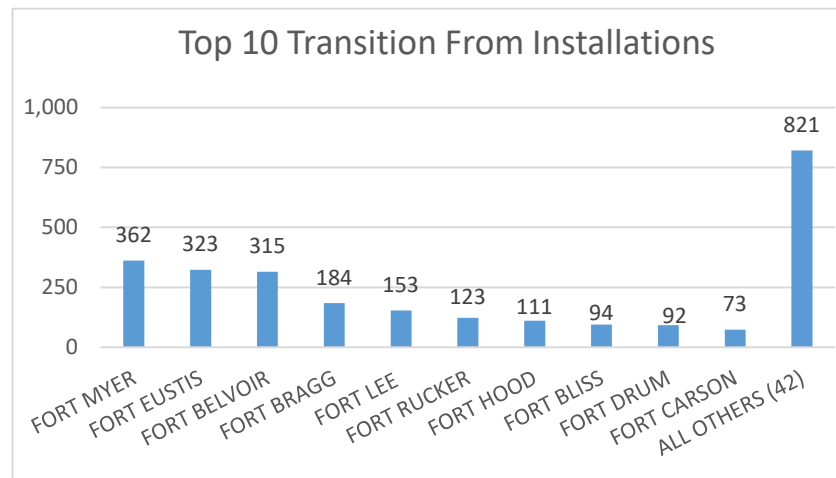
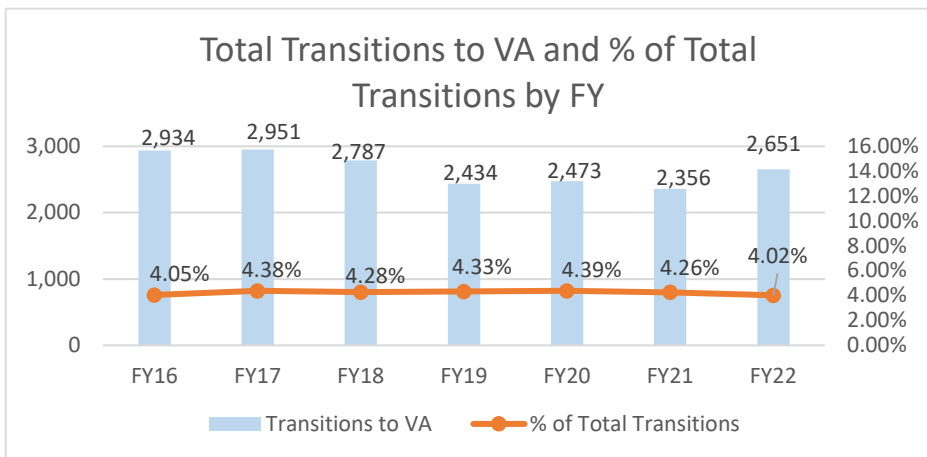


Virginia ranked 7th in Regular Army (RA) soldier transitions. 4% (2,651) of the RA population for FY22 transitioned to Virginia.

Top 5 MSAs* in VA	FY22 Transitioned Soldiers
**D.C. Metro	867
**VA Beach	702
**Richmond	350
Charlottesville	39
Lynchburg	36

VA FY22 RA Transitions

- **65,864** (left the Army)
- **1,744** (Joined in VA)
- **681** (returned to VA; **about 61% loss**)
- **1,970** (outsiders moved to VA)
- ❖ **2,651** to VA



*MSA stands for Metropolitan Statistical Area. A MSA is a predetermined land area that contains a population center with at least 50,000 people residing within its borders (Census Bureau). Some MSAs split states however the numbers only reflect those that transitioned to the VA side of the MSA.

** represents an installation at that MSA.

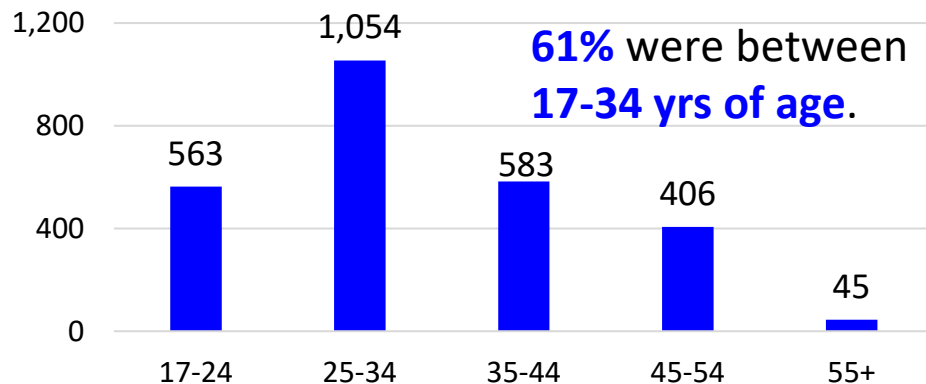


Virginia

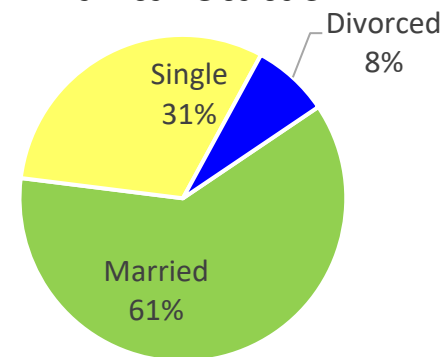


Demographics of the 2,651 RA soldiers that transitioned to Virginia in FY22.

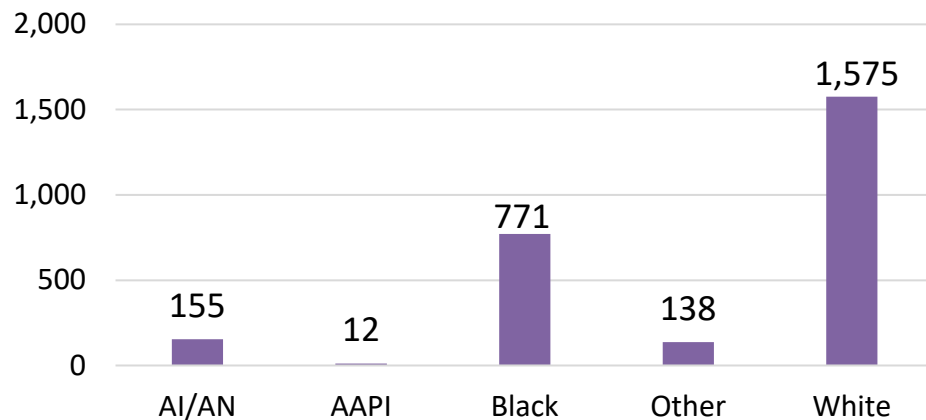
Age



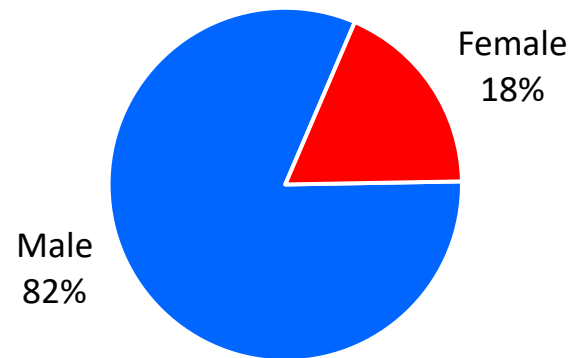
Marital Status



Race*



Gender



*Note: AAPI= Asian Pacific Islander AI/AN= American Indian/ Alaska Native



Virginia



Demographics of RA Soldiers that transitioned to Virginia in FY22

