



Texas

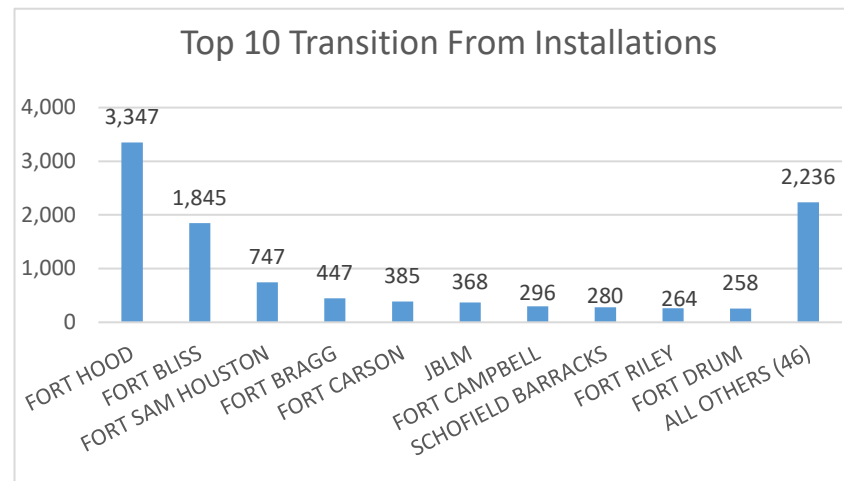
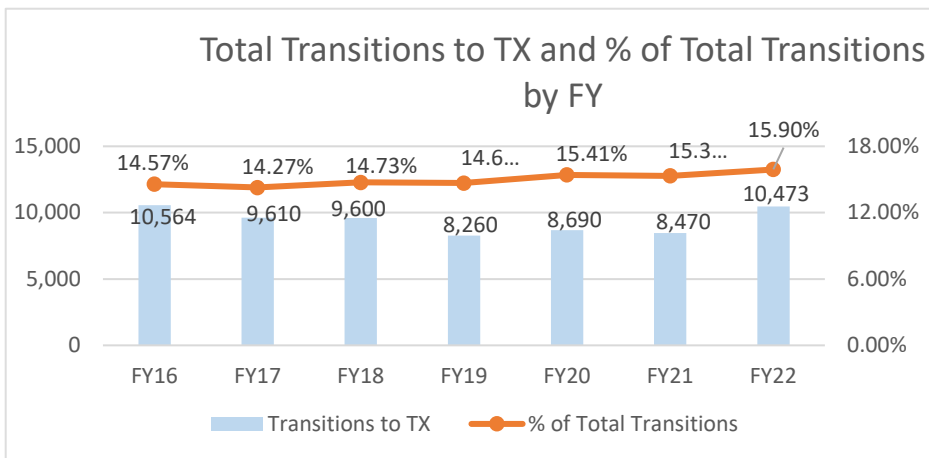


Texas ranked 1st in Regular Army (RA) soldier transitions. 15.9% (10,473) of the RA population for FY22 transitioned to Texas.

Top 5 MSAs* in TX	FY22 Transitioned Soldiers
**Killeen	2,503
**El Paso	1,600
**San Antonio	1,553
Houston	1,372
Dallas	1,354

TX FY22 RA Transitions

- **65,864** (left the Army)
- **7,057** (Joined in TX)
- **4,724** (returned to TX; **about 33% loss**)
- **5,749** (outsiders moved to TX)
- ❖ **10,473** to TX



*MSA stands for Metropolitan Statistical Area. A MSA is a predetermined land area that contains a population center with at least 50,000 people residing within its borders (Census Bureau). Some MSAs split states however the numbers only reflect those that transitioned to the TX side of the MSA.

** represents an installation at that MSA.

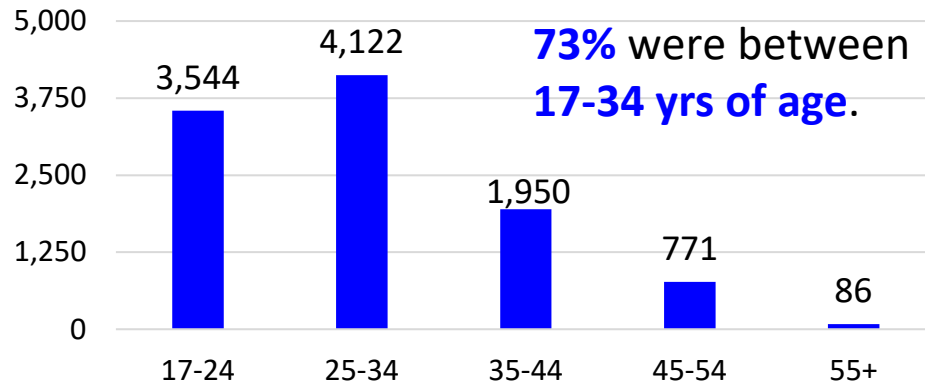


Texas

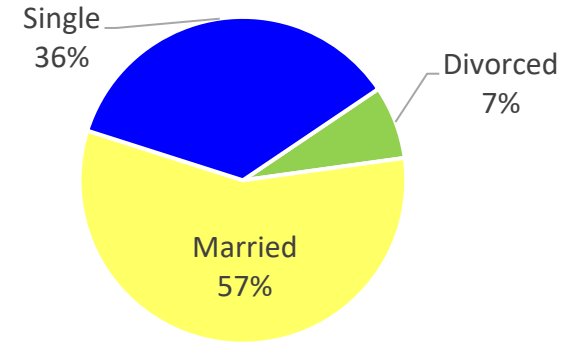


Demographics of the 10,473 RA soldiers that transitioned to Texas in FY22.

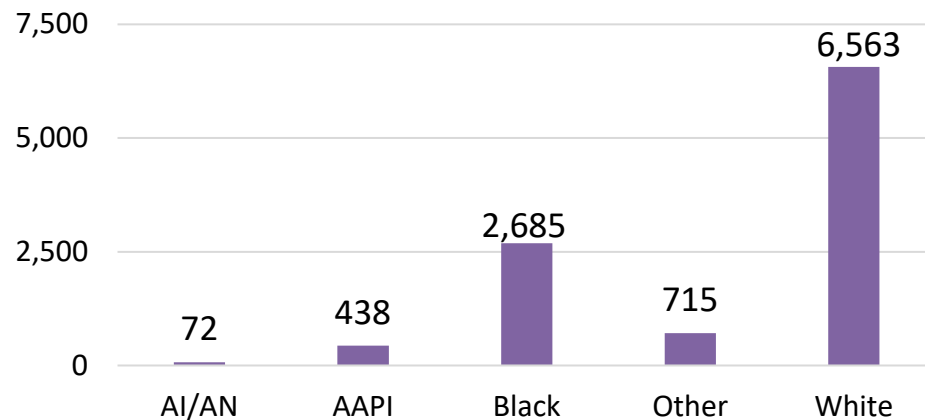
Age



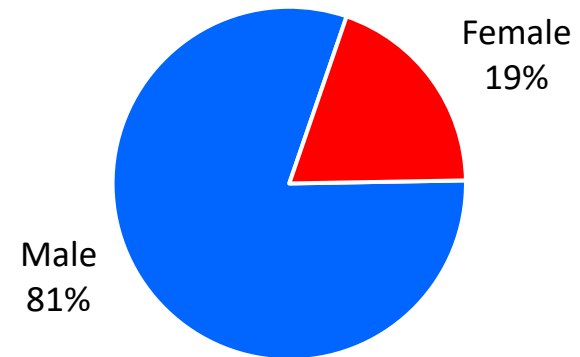
Marital Status



Race*



Gender



*Note: AAPI= Asian Pacific Islander AI/AN= American Indian/ Alaska Native



Texas



Demographics of RA Soldiers that transitioned to Texas in FY22

