

South Dakota



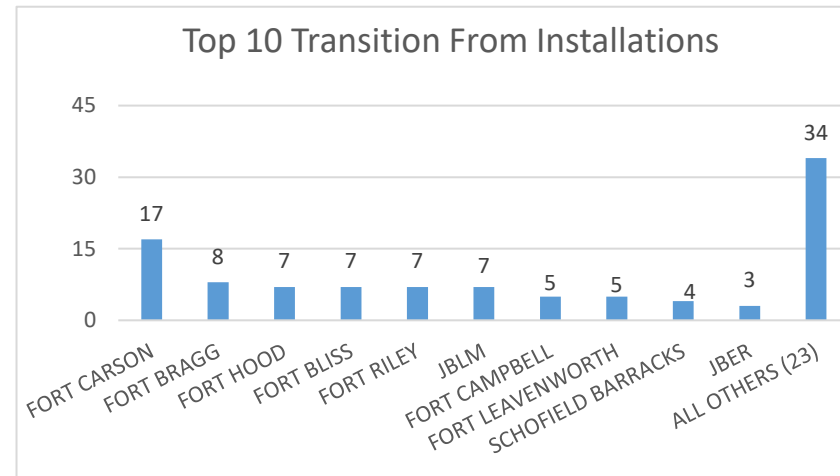
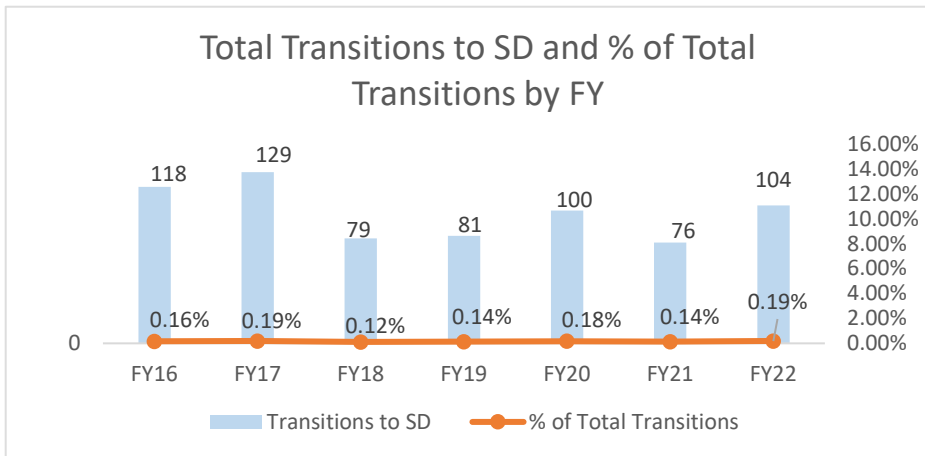
South Dakota ranked 47th in Regular Army (RA) soldier transitions. <1.0% (104) of the RA population for FY22 transitioned to South Dakota.

Top 5 MSAs* in SD	FY22 Transitioned Soldiers
Sioux Falls	38
Rapid City	36
N/A (Rural)	27

*N/A Rural is describes an area that is considered a Micropolitan Area, or less in population.

SD FY22 RA Transitions

- **65,864** (left the Army)
- **201** (Joined in SD)
- **53** (returned to SD; **about 74% loss**)
- **51** (outsiders moved to SD)
- ❖ **104** to SD



* MSA stands for Metropolitan Statistical Area. A MSA is a predetermined land area that contains a population center with at least 50,000 people residing within its borders. A Micropolitan Area has a population center of at least 10,000 but less than 50,000 (Census Bureau). Some MSAs split states however the numbers only reflect those that transitioned to the SD side of the MSA.

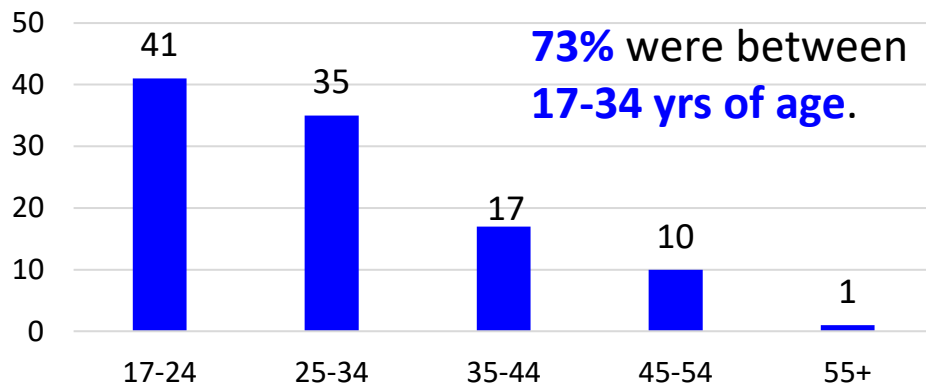


South Dakota

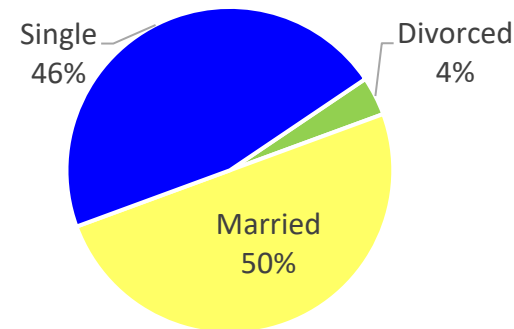


Demographics of the 104 RA soldiers that transitioned to South Dakota in FY22.

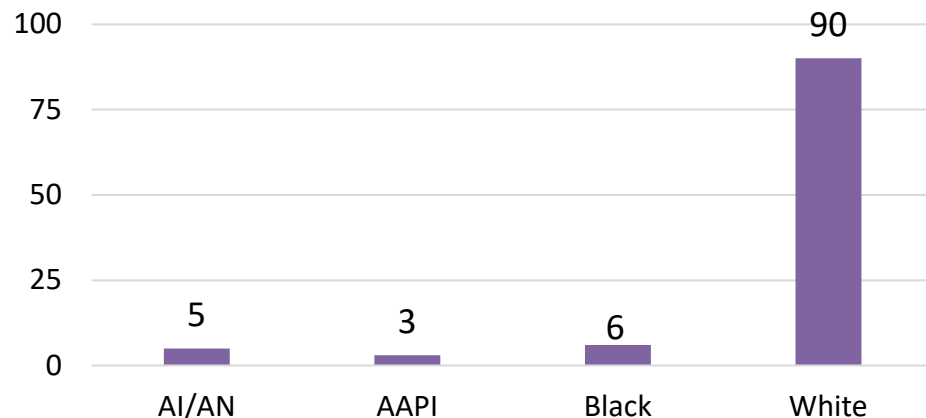
Age



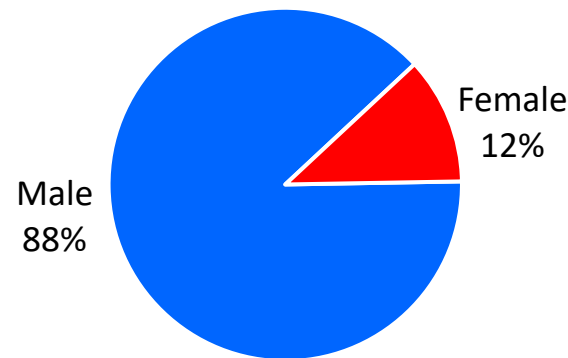
Marital Status



Race*



Gender



*Note: AAPI= Asian Pacific Islander AI/AN= American Indian/ Alaska Native



South Dakota



Demographics of RA Soldiers that transitioned to South Dakota in FY22

