

# New York

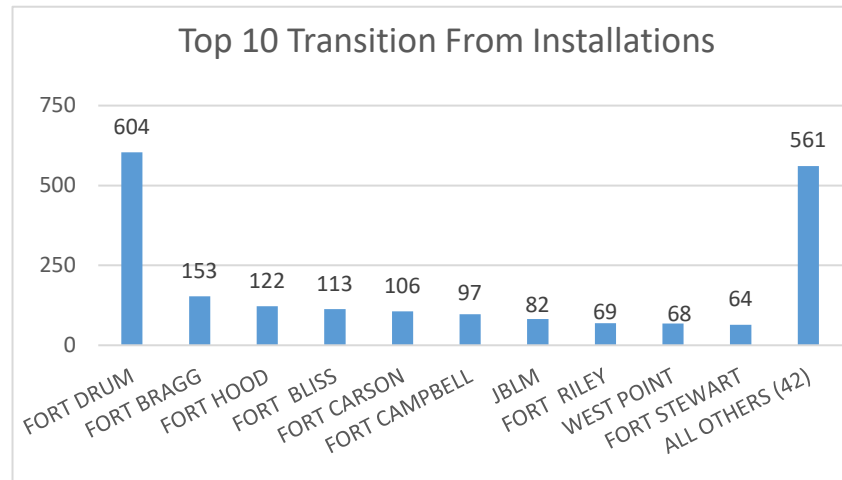
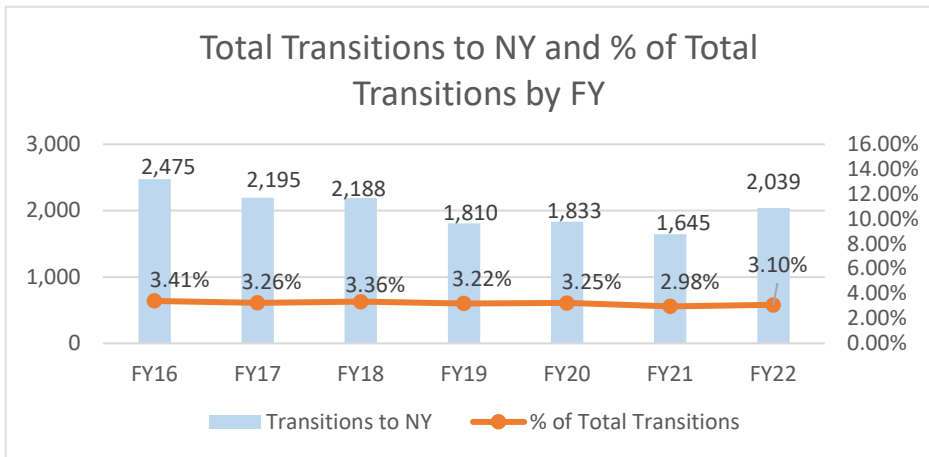


New York ranked 10th in Regular Army (RA) soldier transitions. 3.1% (2,039) of the RA population for FY22 transitioned to New York.

| Top 5 MSAs* in NY | FY22 Transitioned Soldiers |
|-------------------|----------------------------|
| NY-Long Island    | 900                        |
| **Watertown       | 129                        |
| **Poughkeepsie    | 128                        |
| Rochester         | 106                        |
| Syracuse          | 97                         |

## NY FY22 RA Transitions

- **65,864** (left the Army)
- **4,296** (Joined in NY)
- **1,351** (returned to NY; **about 69% loss**)
- **688** (outsiders moved to NY)
- ❖ **2,039** to NY



\*MSA stands for Metropolitan Statistical Area. A MSA is a predetermined land area that contains a population center with at least 50,000 people residing within its borders (Census Bureau). Some of the MSAs cross state lines but the numbers only represent the NY side of the MSA.

\*\* represents an installation at that MSA.

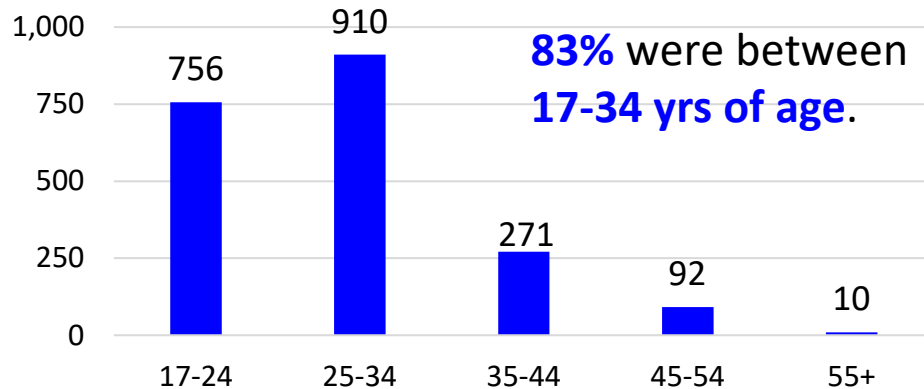


# New York

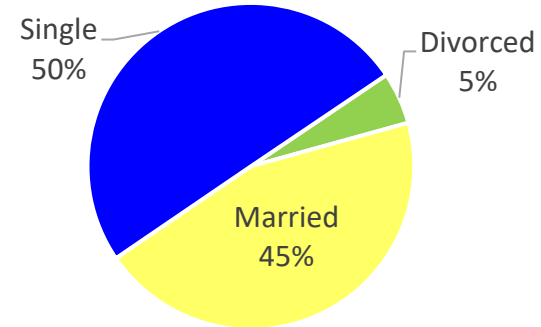


Demographics of the 2,039 RA soldiers that transitioned to New York in FY22.

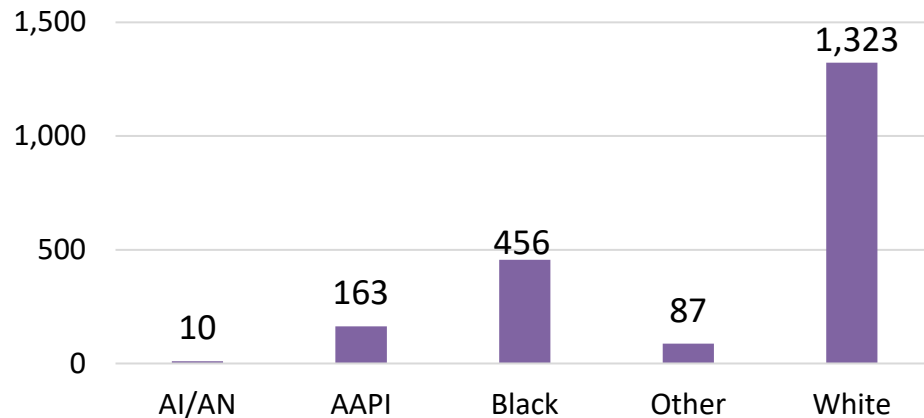
## Age



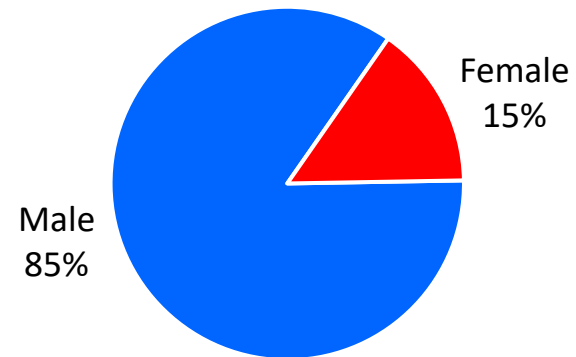
## Marital Status



## Race\*



## Gender



\*Note: AAPI= Asian Pacific Islander AI/AN= American Indian/ Alaska Native



# New York



Demographics of RA Soldiers that transitioned to New York in FY22

