



# New Hampshire



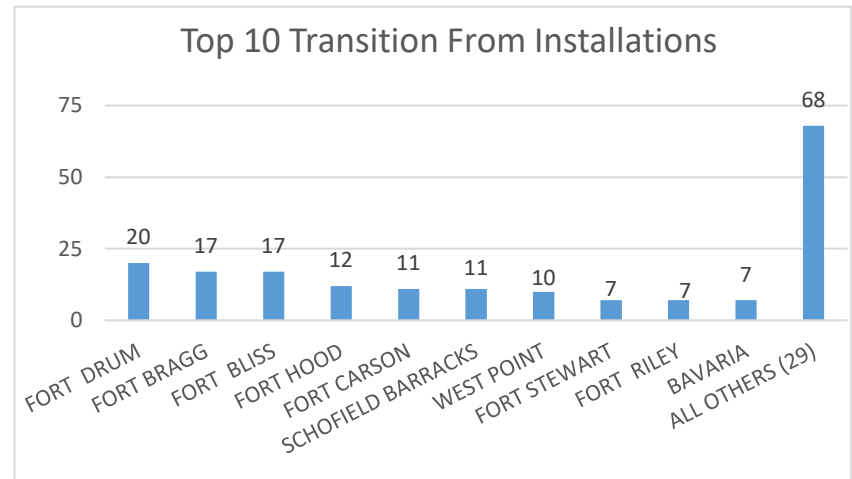
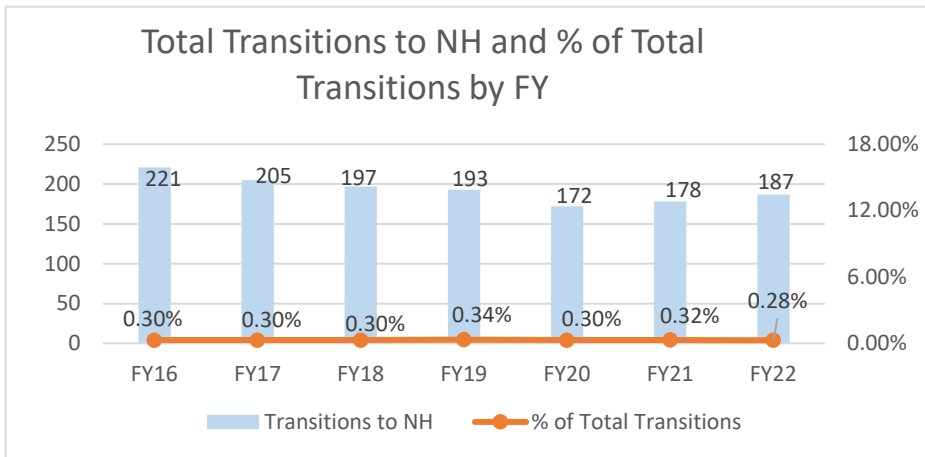
New Hampshire ranked 28th in Regular Army (RA) soldier transitions. 1.0% (543) of the RA population for FY22 transitioned to New Hampshire.

Top 5 MSAs* in NH	FY22 Transitioned Soldiers
N/A (Rural)	71
Boston	61
Manchester	55

\*N/A (Rural) describes an area that is considered a Micropolitan Area, or less in population.

## NH FY22 RA Transitions

- **65,864** (left the Army)
- **8** (Joined in NH)
- **6** (returned to NH; **about 25% loss**)
- **181** (outsiders moved to NH)
- ❖ **187** to NH



MSA stands for Metropolitan Statistical Area. A MSA is a predetermined land area that contains a population center with at least 50,000 people residing within its borders. A Micropolitan Area has a population center of at least 10,000 but less than 50,000 (Census Bureau). Some of the MSAs split states but the numbers only reflect the NH side of the MSA.

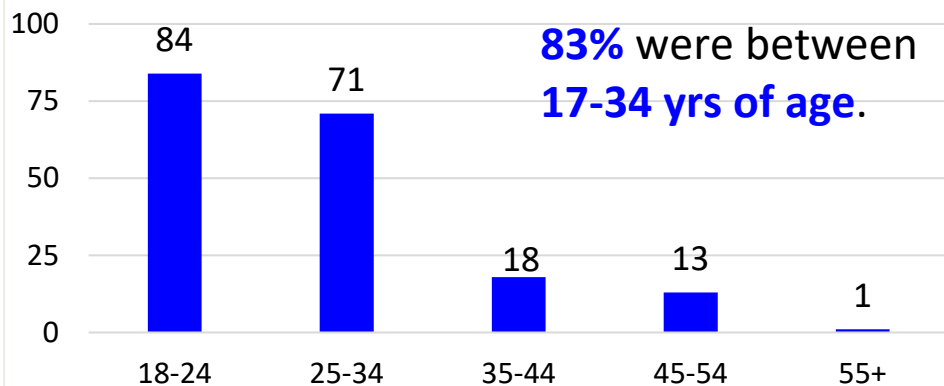


# New Hampshire

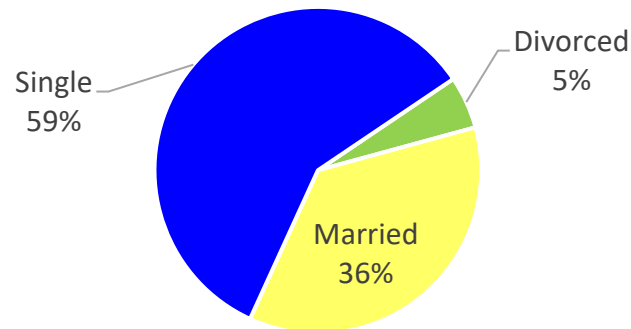


Demographics of the 187 RA soldiers that transitioned to New Hampshire in FY22.


## Age



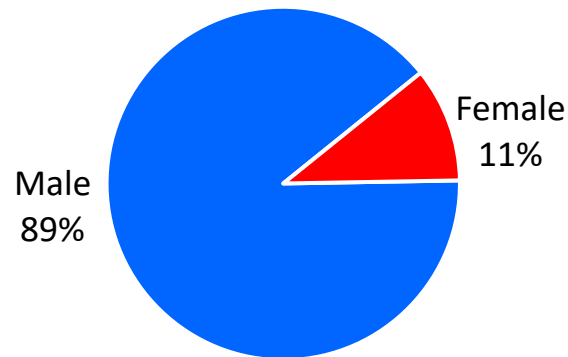
## Marital Status



## Race\*



## Gender



\*Note: AAPI= Asian Pacific Islander AI/AN= American Indian/ Alaska Native



# New Hampshire



Demographics of RA Soldiers that transitioned to New Hampshire in FY22

