



Montana



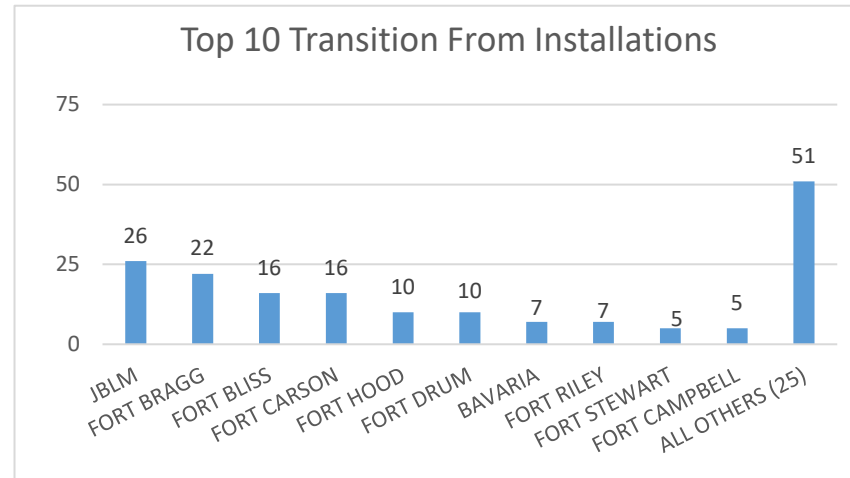
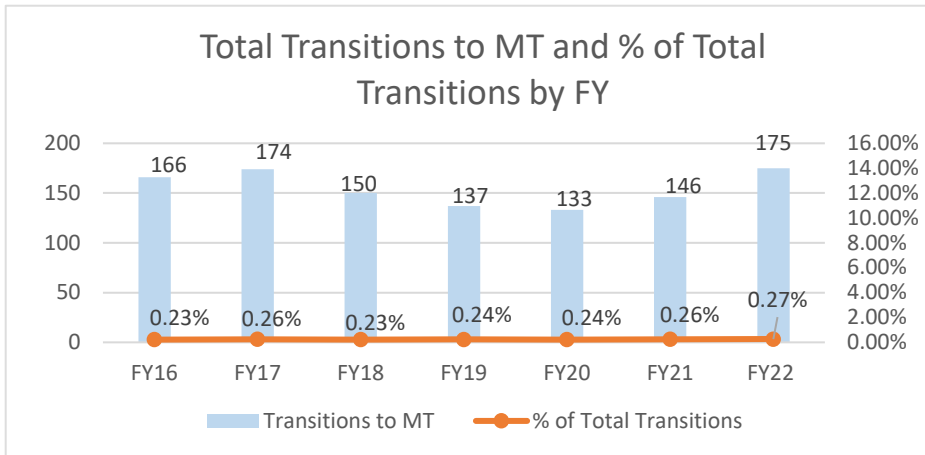
Montana ranked 44th in Regular Army (RA) soldier transitions. <1.0% (175) of the RA population for FY22 transitioned to Montana.

Top 5 MSAs* in MT	FY22 Transitioned Soldiers
N/A (Rural)	125
Billings	23
Missoula	14
Great Falls	11

*N/A Rural describes an area that is considered a Micropolitan Area, or less in population.

MT FY22 RA Transitions

- **65,864** (left the Army)
- **288** (Joined in MT)
- **112** (returned to MT; **about 61% loss**)
- **65** (outsiders moved to MT)
- ❖ **175** to MT



* MSA stands for Metropolitan Statistical Area. A MSA is a predetermined land area that contains a population center with at least 50,000 people residing within its borders. A Micropolitan Area has a population center of at least 10,000 but less than 50,000 (Census Bureau).

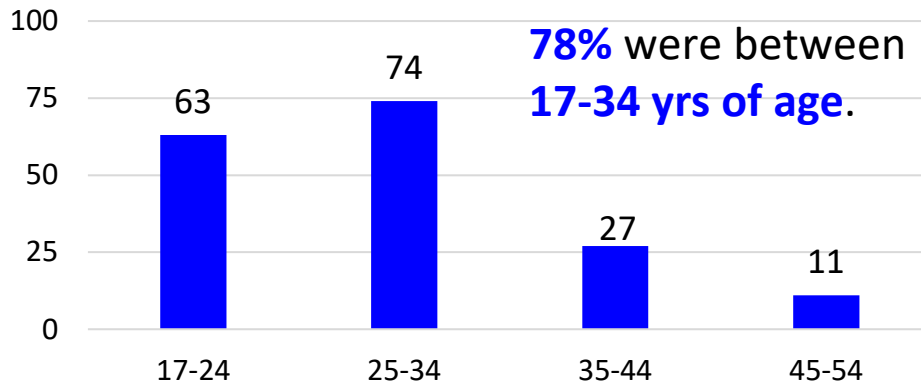


Montana

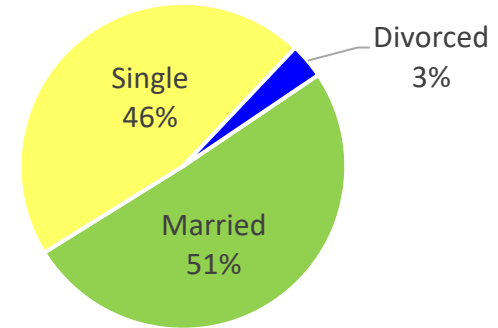


Demographics of the 175 RA soldiers that transitioned to Montana in FY22.

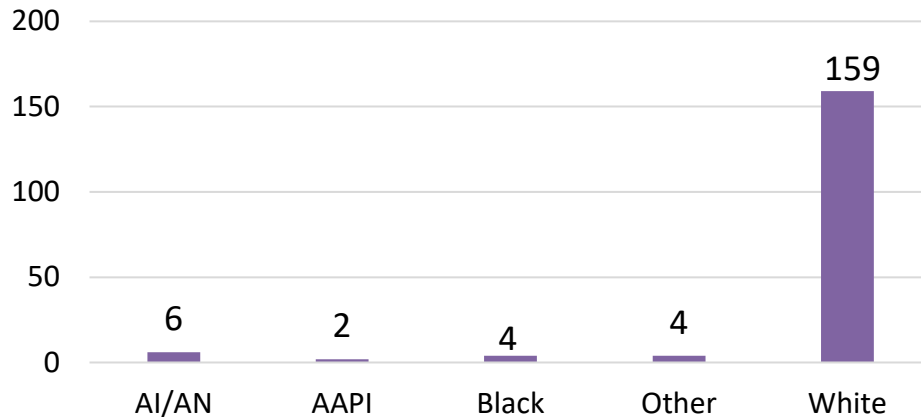
Age



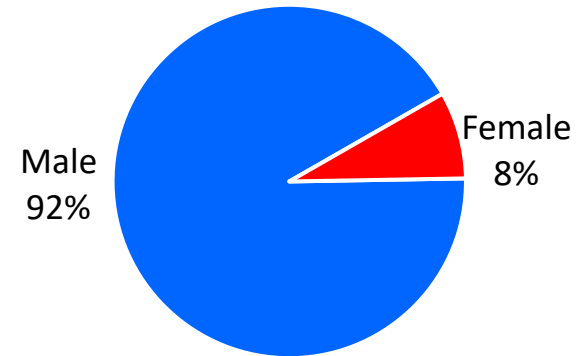
Marital Status



Race*



Gender



*Note: AAPI= Asian Pacific Islander AI/AN= American Indian/ Alaska Native



Montana



Demographics of RA Soldiers that transitioned to Montana in FY22

