



Mississippi



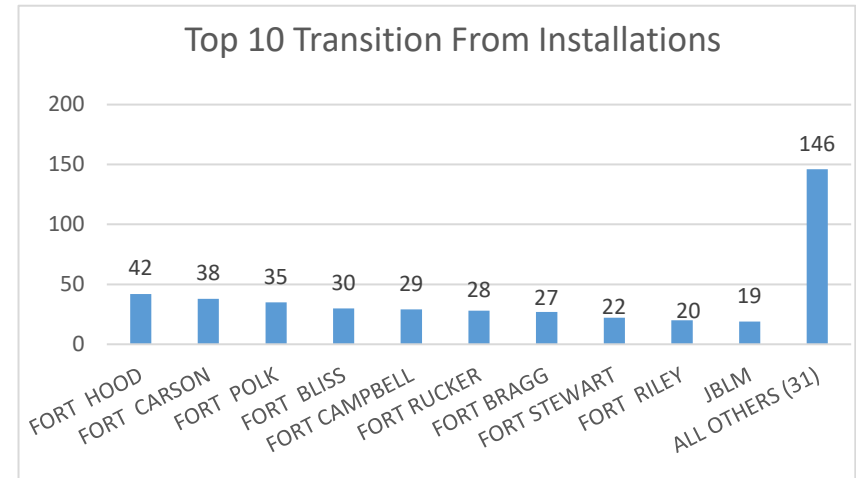
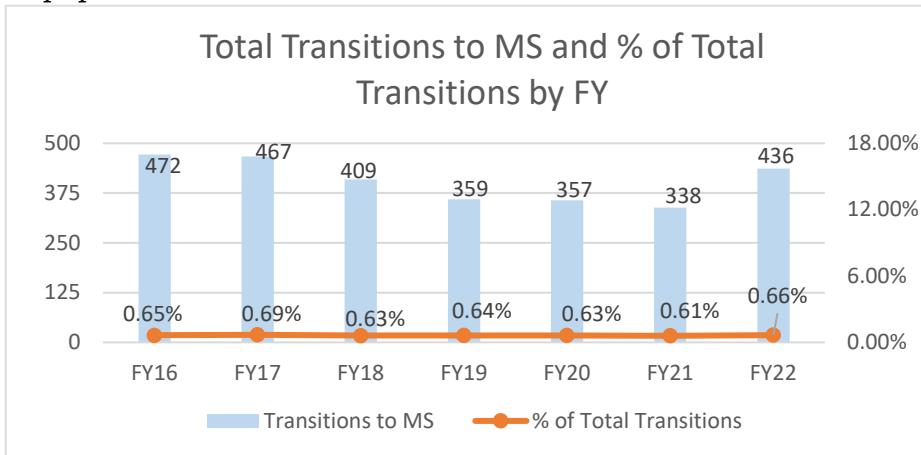
Mississippi ranked 32nd in Regular Army (RA) soldier transitions. <1% (436) of the RA population for FY22 transitioned to Mississippi.

Top 5 MSAs* in MS	FY22 Transitioned Soldiers
N/A (Rural)	184
Gulfport	109
Jackson	83
Hattiesburg	43
Memphis	32

*N/A (Rural) describes an area that is considered a Micropolitan Area, or less in population.

MS FY22 RA Transitions

- **65,864** (left the Army)
- **388** (Joined in MS)
- **167** (returned to MS; **about 57% loss**)
- **269** (outsiders moved to MS)
- ❖ **436** to MS



* MSA stands for Metropolitan Statistical Area. A MSA is a predetermined land area that contains a population center with at least 50,000 people residing within its borders. A Micropolitan Area has a population center of at least 10,000 but less than 50,000 (Census Bureau). Some of the MSAs split states but the numbers only reflect the MS side of the MSA.

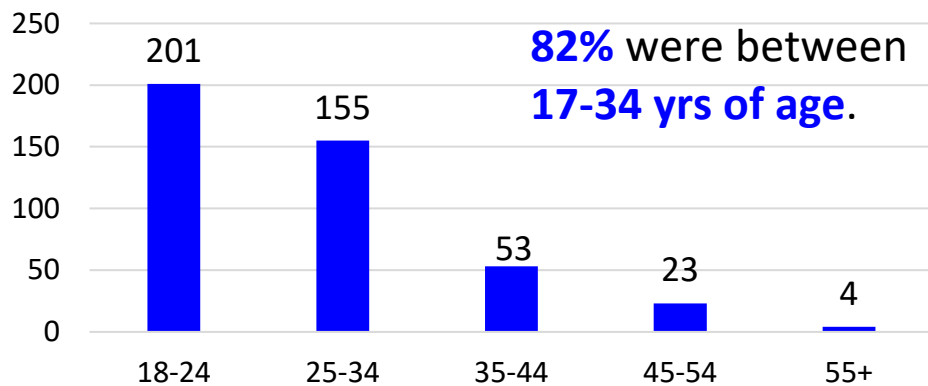


Mississippi

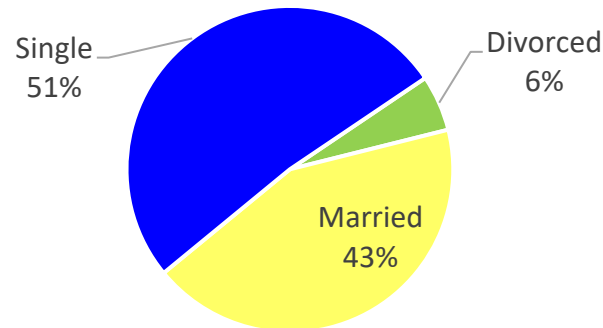


Demographics of the 436 RA soldiers that transitioned to Mississippi in FY22.

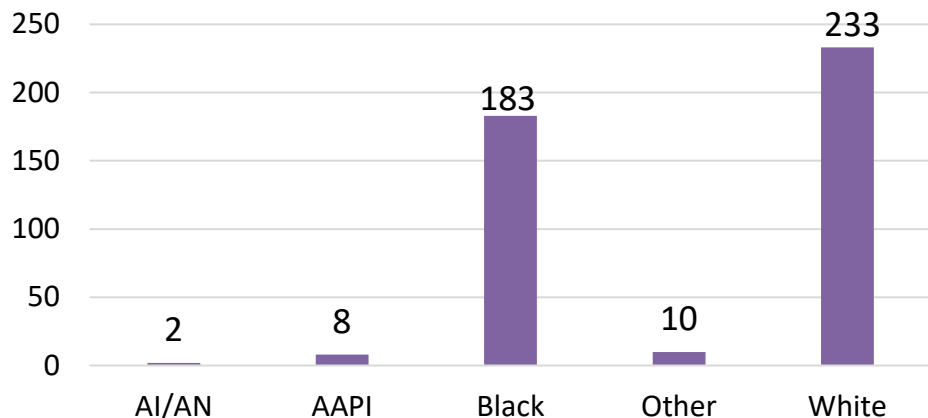
Age



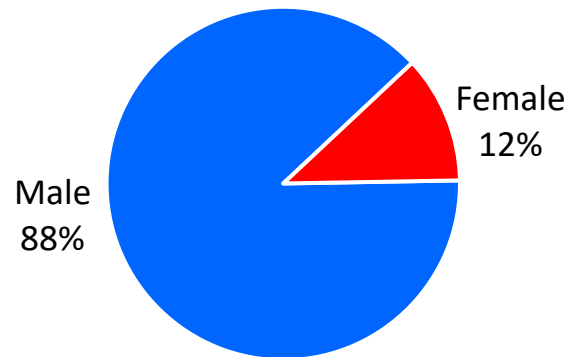
Marital Status



Race*



Gender



*Note: AAPI= Asian Pacific Islander AI/AN= American Indian/ Alaska Native



Mississippi



Demographics of RA Soldiers that transitioned to Mississippi in FY22

