

Maryland

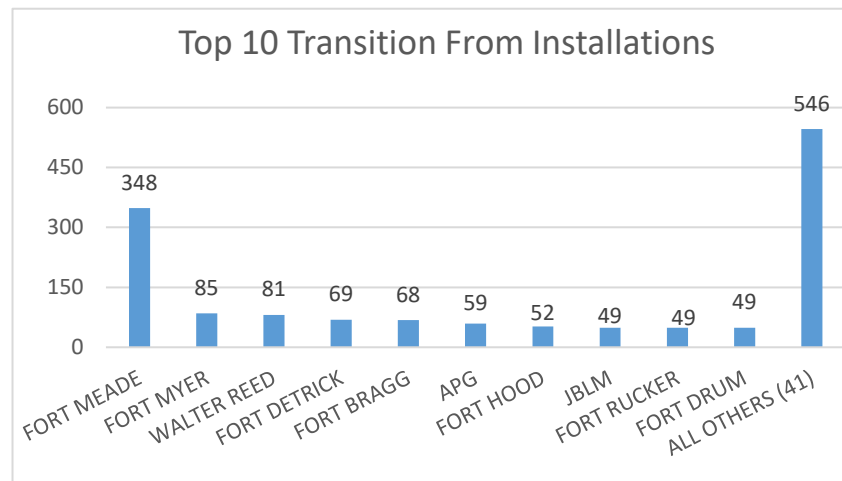
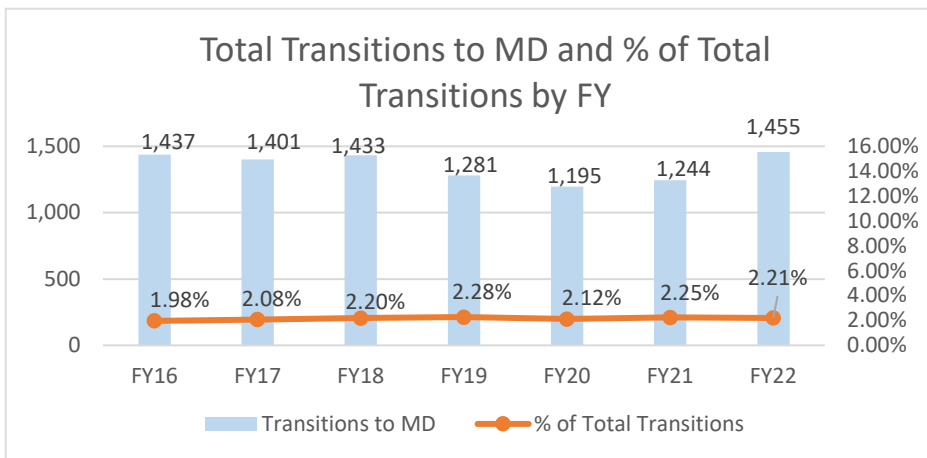


Maryland ranked 12th in Regular Army (RA) soldier transitions. 2% (1,455) of the RA population for FY22 transitioned to Maryland.

Top 5 MSAs* in MD	FY22 Transitioned Soldiers
**Baltimore	723
**D.C. Metro	505
Hagerstown	91
Salisbury	43
**Philadelphia	33

MD FY22 RA Transitions

- **65,864** (left the Army)
- **1,598** (Joined in MD)
- **540** (returned to MD; **about 66% loss**)
- **915** (outsiders moved to MD)
- ❖ **1,455** to MD



*MSA stands for Metropolitan Statistical Area. A MSA is a predetermined land area that contains a population center with at least 50,000 people residing within its borders (Census Bureau). Some MSAs split states however the numbers only reflect those that transitioned to the MD side of the MSA.

** represents an installation at that MSA..

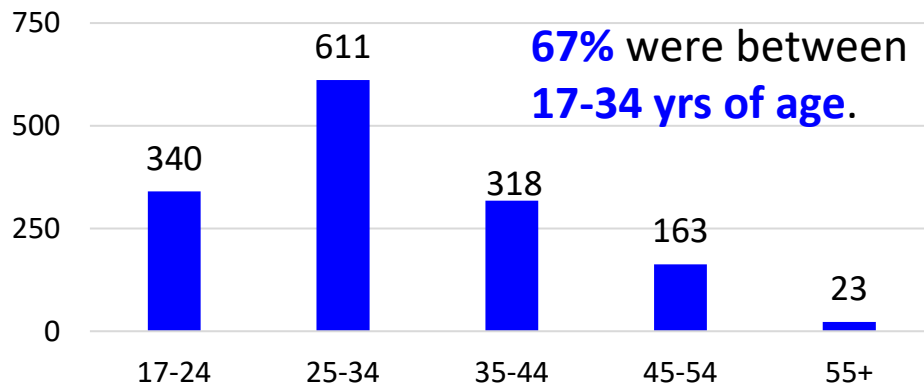


Maryland

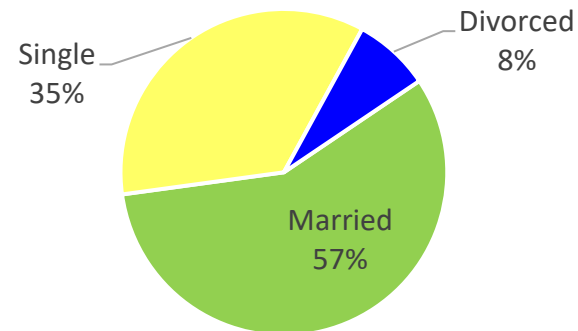


Demographics of the 1,455 RA soldiers that transitioned to Maryland in FY22.

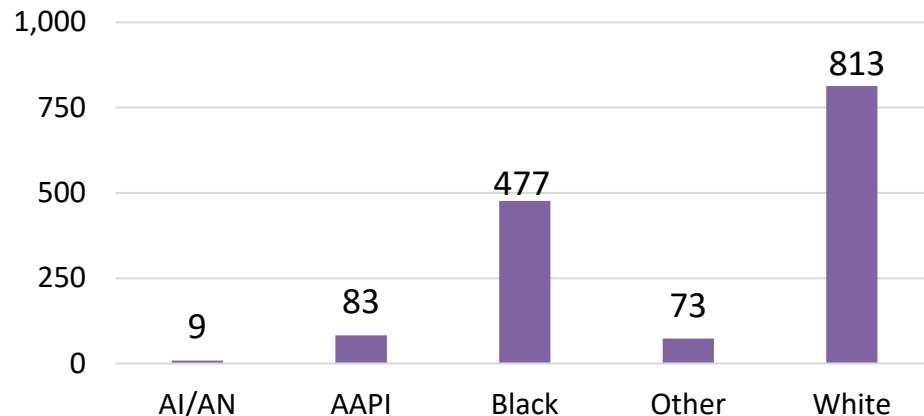
Age



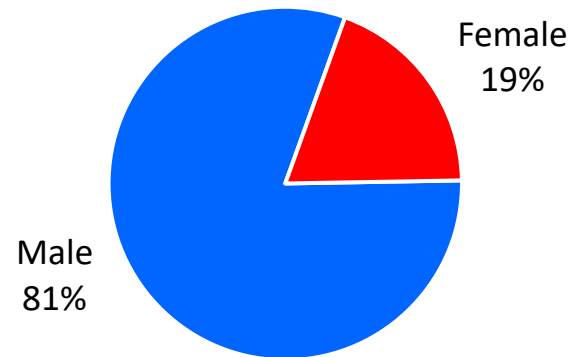
Marital Status



Race*



Gender



*Note: AAPI= Asian Pacific Islander AI/AN= American Indian/ Alaska Native



Maryland



Demographics of RA Soldiers that transitioned to Maryland in FY22

