



# Idaho

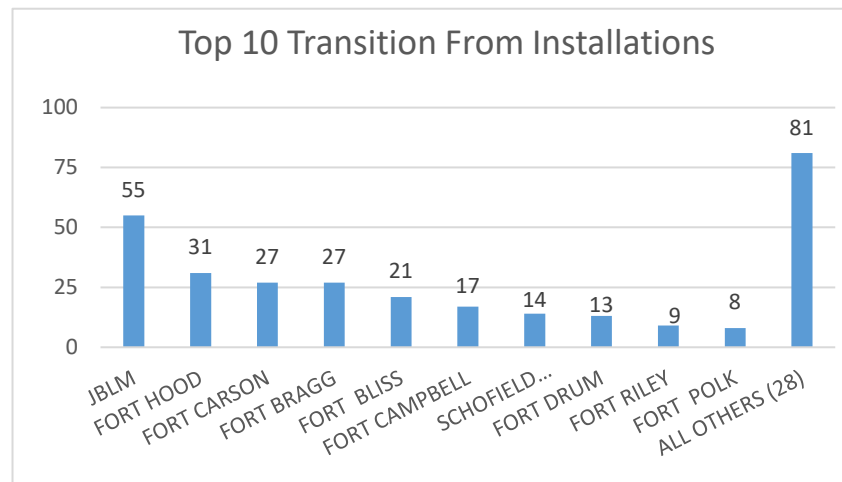
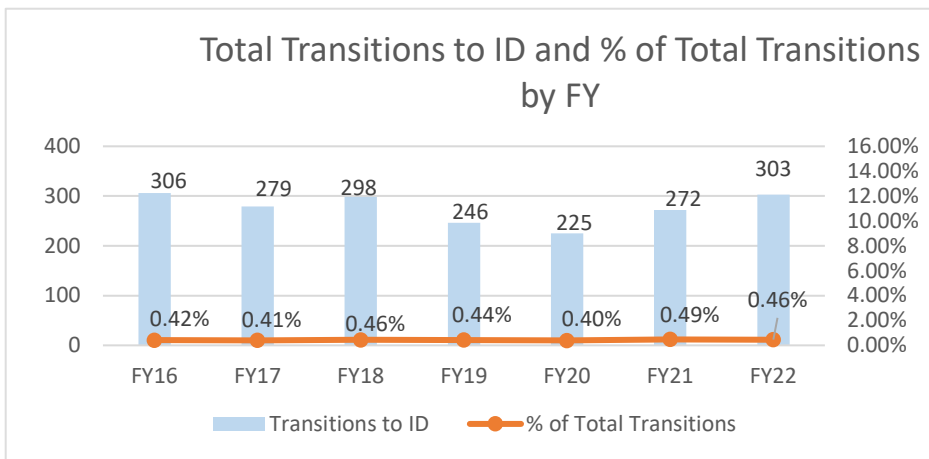


Idaho ranked 39th in Regular Army (RA) soldier transitions. <1.0% (303) of the RA population for FY22 transitioned to Idaho.

| Top 5 MSAs* in ID | FY22 Transitioned Soldiers |
|-------------------|----------------------------|
| Boise City        | 138                        |
| Idaho Falls       | 31                         |
| Coeur D'Alene     | 22                         |
| Twin Falls        | 22                         |
| Pocatello         | 18                         |

## ID FY22 RA Transitions

- **65,864** (left the Army)
- **312** (Joined in ID)
- **155** (Returned to ID; **about 50% loss**)
- **148** (Outsiders moved to ID)
- ❖ **303** to ID



\*MSA stands for Metropolitan Statistical Area. A MSA is a predetermined land area that contains a population center with at least 50,000 people residing within its borders (Census Bureau).

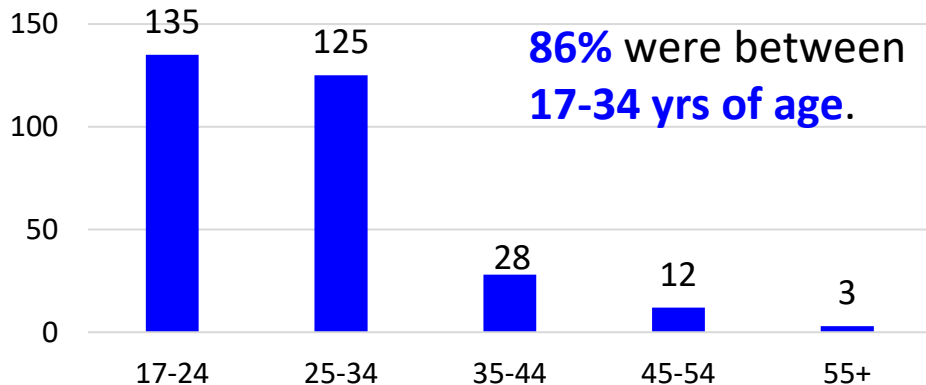


# Idaho

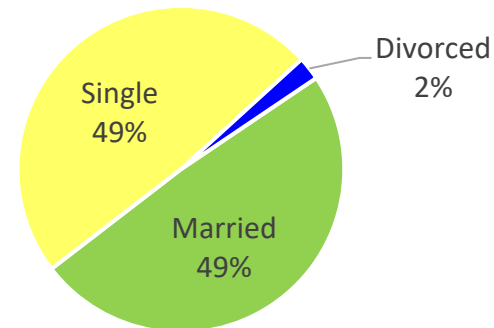


Demographics of the 303 RA soldiers that transitioned to Idaho in FY22.

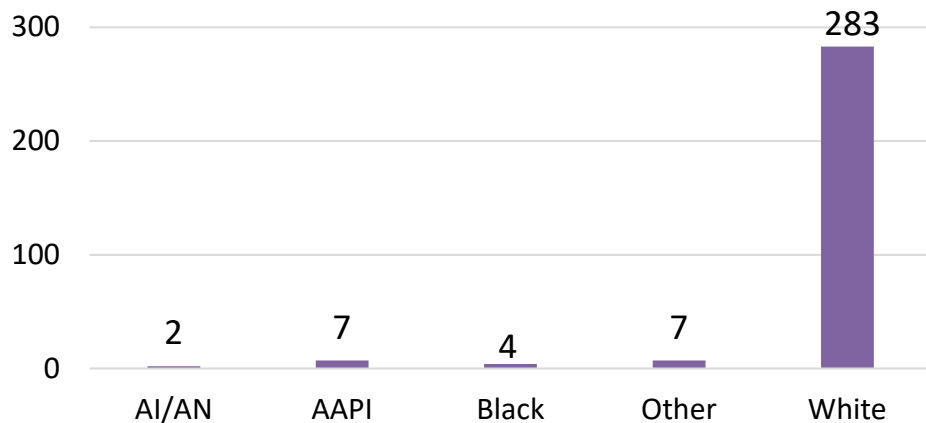
## Age



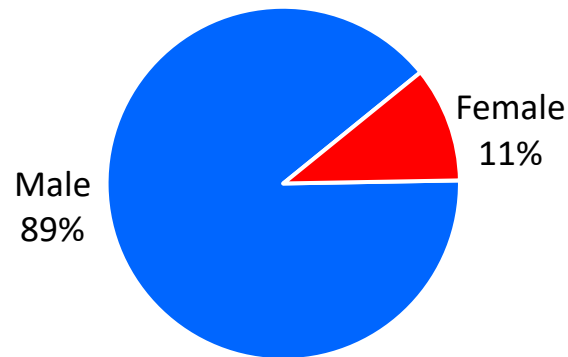
## Marital Status



## Race\*



## Gender



\*Note: AAPI= Asian Pacific Islander AI/AN= American Indian/ Alaska Native



# Idaho



## Demographics of RA Soldiers that transitioned to Idaho in FY22

