



# Georgia

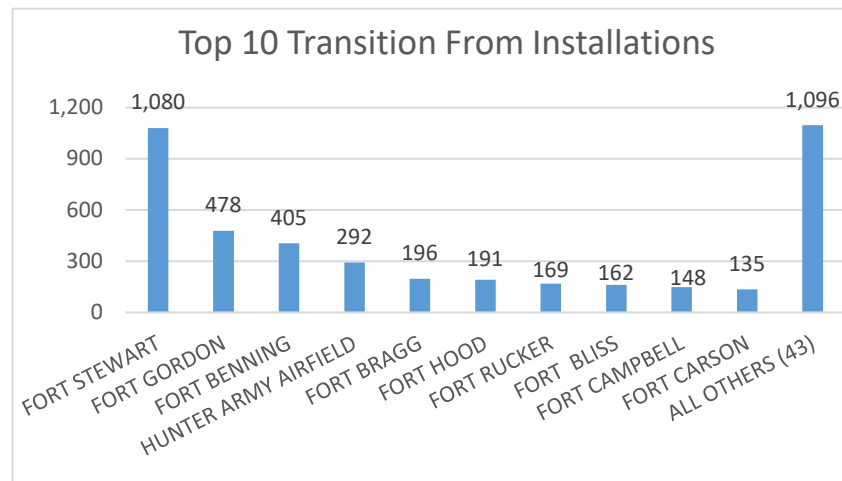
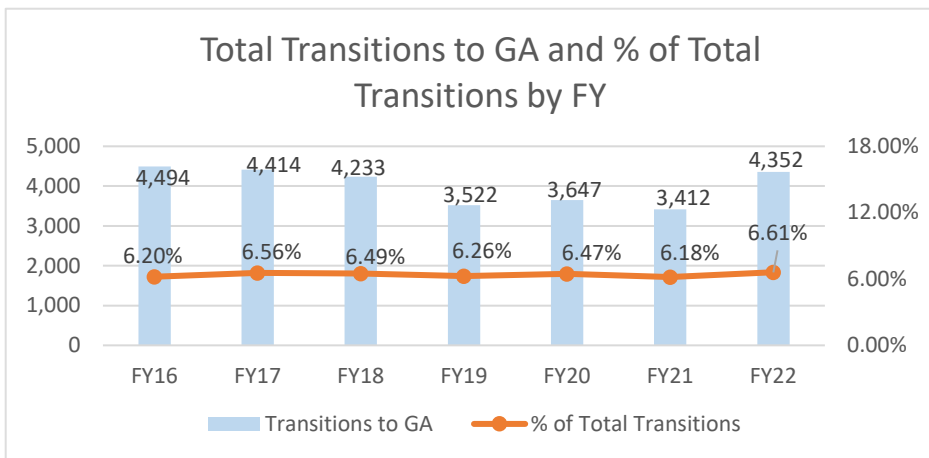


Georgia ranked 4th in Regular Army (RA) soldier transitions. 7% (4,352) of the RA population for FY22 transitioned to Georgia.

Top 5 MSAs* in GA	FY22 Transitioned Soldiers
Atlanta	1,111
**Hinesville	718
**Augusta	673
**Savannah	633
**Columbus	404

## GA FY22 RA Transitions

- **65,864** (left the Army)
- **3,489** (Joined in GA)
- **1,348** (returned to GA; **about 61% loss**)
- **3,004** (outsiders moved to GA)
- ❖ **4,352** to GA



\*MSA stands for Metropolitan Statistical Area. A MSA is a predetermined land area that contains a population center with at least 50,000 people residing within its borders (Census Bureau). Some MSAs split states however the numbers only reflect those that transitioned to the GA side of the MSA.

\*\* represents an installation at that MSA.



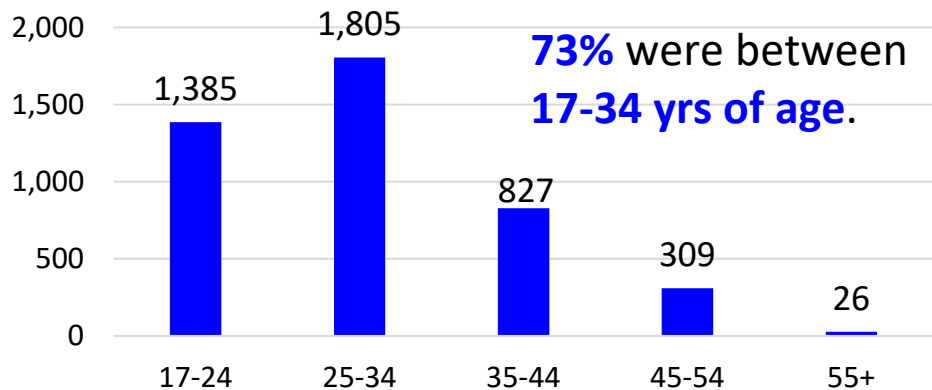
# Georgia



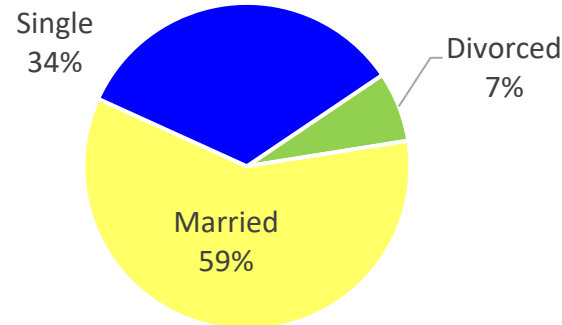
Demographics of the 4,352 RA soldiers that transitioned to Georgia in FY22.

## Age

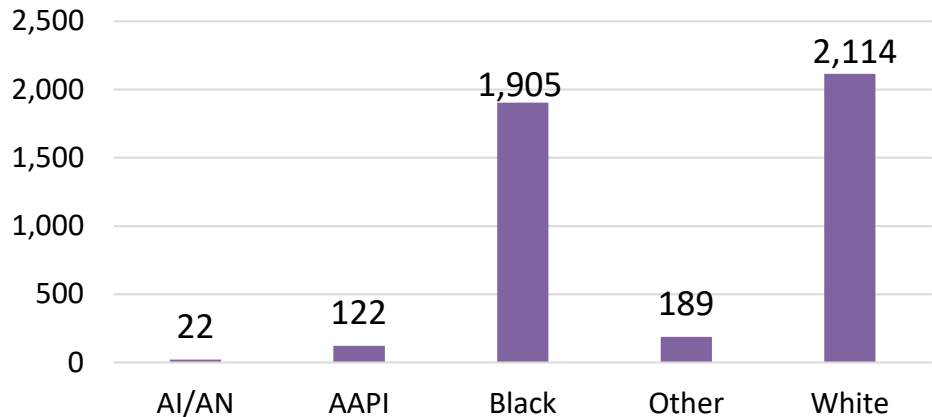
73% were between 17-34 yrs of age.



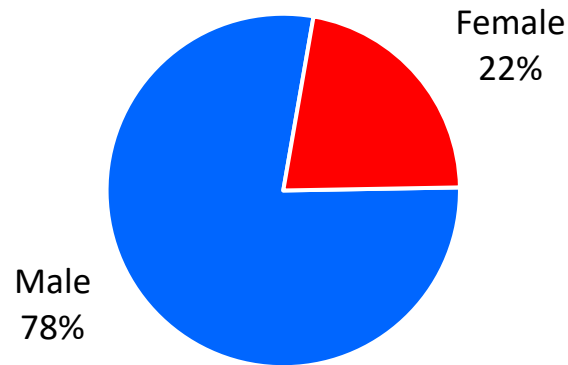
## Marital Status



## Race\*



## Gender



\*Note: AAPI= Asian Pacific Islander AI/AN= American Indian/ Alaska Native



# Georgia



### Demographics of RA Soldiers that transitioned to Georgia in FY22

