



Delaware



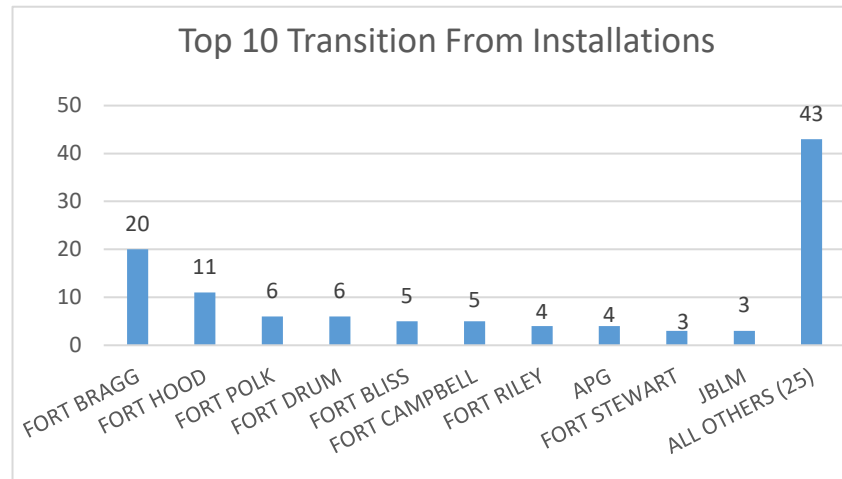
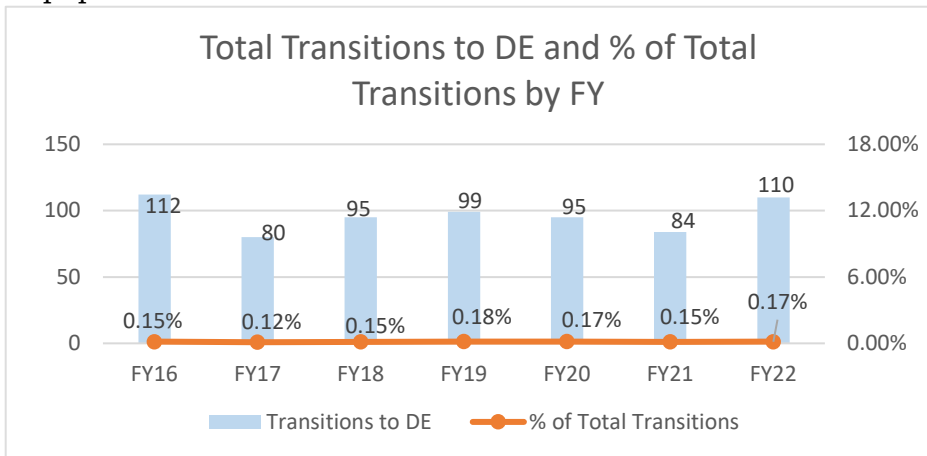
Delaware ranked 46th in Regular Army (RA) soldier transitions. <1.0% (110) of the RA population for FY22 transitioned to Delaware.

Top 5 MSAs* in DE	FY22 Transitioned Soldiers
**Philadelphia	56
Salisbury	29
Dover	24
N/A	1

*N/A (Rural) describes an area that is considered a Micropolitan Area, or less in population.

DE FY22 RA Transitions

- **65,864** (left the Army)
- **6** (Joined in DE)
- **2** (returned to DE; **about 67% loss**)
- **108** (outsiders moved to DE)
- ❖ **110** to DE



MSA stands for Metropolitan Statistical Area. A MSA is a predetermined land area that contains a population center with at least 50,000 people residing within its borders. A Micropolitan Area has a population center of at least 10,000 but less than 50,000 (Census Bureau). Some of the MSAs split states but the numbers only reflect the DE side of the MSA.

** represents an installation at that MSA.



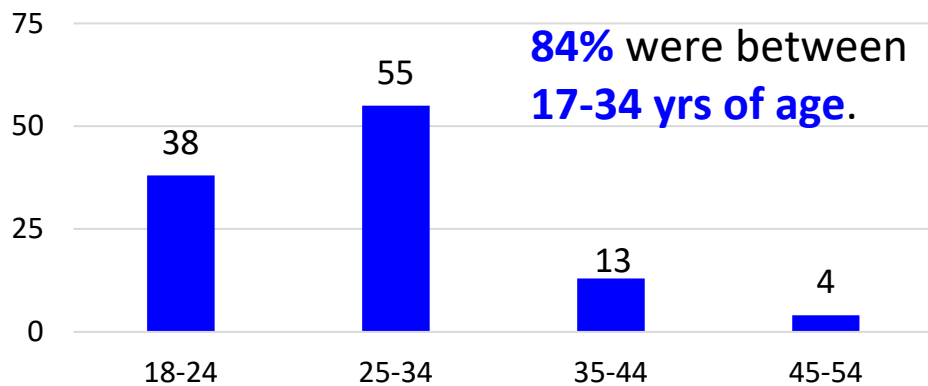
Delaware



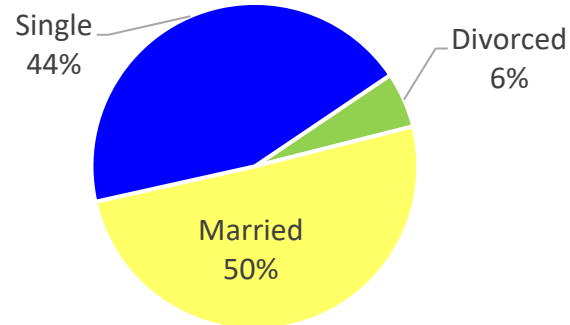
Demographics of the 110 RA soldiers that transitioned to Delaware in FY22.

Age

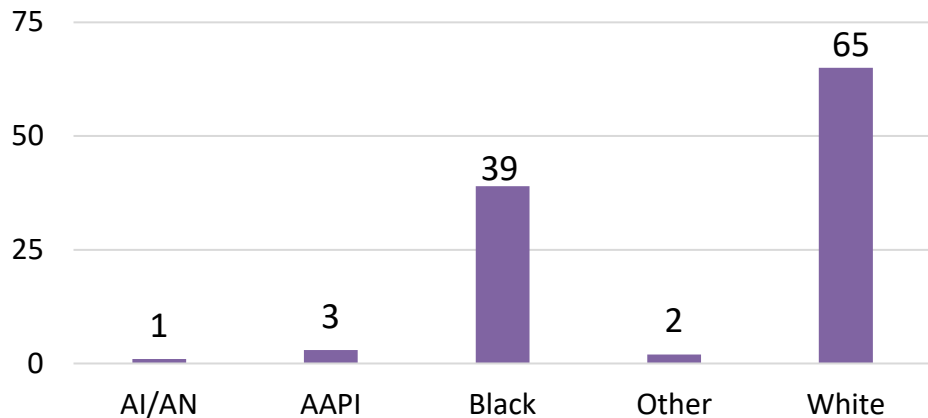
84% were between 17-34 yrs of age.



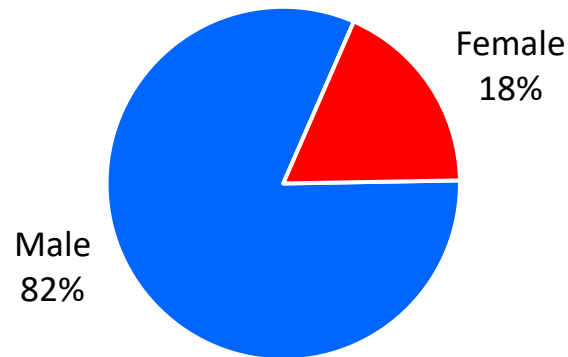
Marital Status



Race*



Gender



*Note: AAPI= Asian Pacific Islander AI/AN= American Indian/ Alaska Native



Delaware



Demographics of RA Soldiers that transitioned to Delaware in FY22

